

In consideration of public health and open meeting requirements, this meeting will include an option for the public to live-stream or phone in to listen to the audio of the meeting. Please note that public comment will be received by phone at the beginning and end of this meeting. Alternatively, the Board encourages the public to email any comments for Board consideration to NewtownBOE@newtown.k12.ct.us

To view this meeting, the live stream link is: <https://bit.ly/3gdhjfV>

***For public participation and to listen to the meeting, please call 1-646-558-8656
PIN # 873 1326 2154***

Board of Education Virtual Meeting
April 20, 2021

7:00 p.m.

As citizens of our community, we will conduct ourselves in accordance with Newtown's Core Character Attributes as displayed in our character tree. We will be responsible for our actions and show respect for each other. We will interact peacefully, productively, and politely. We will be trustworthy and honest and show compassion toward others. Newtown's continued success is contingent upon our ability to persevere, to follow through with our commitments, and to stay focused on the greater good.

A G E N D A

- | | |
|--------|---|
| Item 1 | PLEDGE OF ALLEGIANCE |
| Item 2 | CONSENT AGENDA <ul style="list-style-type: none">• Minutes of April 6, 2021• Donation to Hawley School• Correspondence Report |
| Item 3 | **PUBLIC PARTICIPATION |
| Item 4 | REPORTS <ul style="list-style-type: none">• Chair Report• Superintendent's Report• Committee Reports• Student Representative's Report• Action on Financial Report for the Month Ending March 31, 2021 |
| Item 5 | PRESENTATIONS <ul style="list-style-type: none">• First Read of Applied Robotics Technology Curriculum• First Read of Accounting I Curriculum• Fine Arts & Music – Update on Programs |
| Item 6 | OLD BUSINESS <ul style="list-style-type: none">• COVID-19 Update |
| Item 7 | NEW BUSINESS <ul style="list-style-type: none">• Discussion and Possible Action on Non-renewal List• Discussion of Final Days of School Calendar |
| Item 8 | **PUBLIC PARTICIPATION |
| Item 9 | ADJOURNMENT |

*****During the first Public Participation, the Board welcomes commentary regarding items on the agenda. After being recognized, please state your name and address for the record. We request that speakers be respectful and limit comments to not more than three minutes. The Board of Education does not discuss personnel items or student matters in public. During the second Public Participation, commentary may address the agenda or may introduce issues for the Board to consider in the future. The Board does not engage in dialogue during either public comment period. If you desire more information or answers to specific questions, please email the BOE: NewtownBOE@newtown.k12.ct.us***

**Please note: These minutes are pending Board approval.
Board of Education
Newtown, Connecticut**

Minutes of the Board of Education virtual meeting held April 6, 2021 at 7:00 p.m.

M. Ku, Chair	L. Rodrigue
D. Delia, Vice Chair	A. Uberti
D. Cruson, Secretary	T. Vadas
D. Leidlein	2 Staff
J. Vouros	1 Press
R. Harriman-Stites	Public by phone
D. Zukowski	

Mrs. Ku called the meeting to order at 7:00 p.m. and stated it was being recorded and being live streamed.

Item 1 – Pledge of Allegiance

Item 2 – Consent Agenda

MOTION: Mr. Delia moved that the Board of Education approve the consent agenda which includes the donations to Sandy Hook School and Newtown High School, and the correspondence report. Mr. Cruson seconded. Motion passes unanimously.

Item 3 – Public Participation

Item 4 – Reports

Chair Report: Mrs. Ku thanked Dr. Rodrigue for organizing the delivery of the gifts sent to the Board. It was a wonderful pick-me-up. Mrs. Ku stated that the Charter Revision Commission is having a public hearing on April 14th at 7:00 pm. The Board of Education provided several items for the newly seated Charter Revision Commission to consider. The first item listed is “The BOE fit within the definition of a town department / town body”. The Board of Education’s suggestion was about providing consistency within the Charter as well as with the Statutes in terms of that definition. Mrs. Ku suggested that the Board of Education have legal counsel review the Charter. Mrs. Ku added that the Legislative Council will be reviewing the budget Wednesday evening. The budget is currently at a 1.33% increase and the effective tax increase because of revenues is close to 0. Mrs. Ku noted that they will be considering about 1.2 million dollars in recommended reductions and replacements.

Superintendent’s Report: Dr. Rodrigue gave an update regarding the Verkada breach from Monday, March 8th. The attackers of the system had approximately 28 minutes to view the cameras. This breach impacted all of Newtown’s cameras, not just Sandy Hook School. No evidence of any spyware was uploaded on camera software and the attackers only had 3.5 seconds to view each camera.

Mr. Delia asked if Verkada had someone outside of their own company to investigate.

Dr. Rodrigue stated that they did their own internal investigation and also hired a company to do an external investigation, as well as a FBI investigation.

Mr. Cruson asked if Newtown was the target of this breach.

Dr. Rodrigue said that this breach affected many originations across the country.

Mr. Delia asked Mr. Pompano and Dr. Rodrigue if they were satisfied with Verkada’s response to the breach.

Dr. Rodrigue and Mr. Pompano both said that they were satisfied and Verkada was very responsive and open about their investigation.

Dr. Rodrigue noted that Newtown's PEAC Budget subgroup sent out an email to the community and staff that highlighted their requests moving in 21-22 year budget. Some of these requests were the need for another World Language teacher, another teacher at Reed and a Behavioral Interventionist and new SpEd teacher to name a few. Students will vote on a particular topic at each of the schools and this will send a message that voting counts. The Resc Alliance invited all Connecticut districts to participate in a free online meet and greet experience for job seeker educators of color on April 7th. The Resc Alliance is anticipating around 300 participants.

Dr. Rodrigue congratulated Newtown Middle School's Opus Optima on their recognition of excellence and superior rating by the NCTE.

Committee Reports:

Mrs. Harriman-Stites reported on the Policy Committee meeting where they are continuing with the personnel policies along with harassment policies on the personnel side to make sure they align with current student policies. Mrs. Harriman-Stites thanked the administrative office staff for their hard work and support that they give the policy committee.

Mr. Vouros reported on the March 23 Curriculum and Instruction meeting where Frank Purcaro presented data collection and analysis. Mr. Vouros suggested that the Board review the minutes regarding that presentation and if they had any questions to reach out to him or directly to Mr. Purcaro and/or Mrs. Uberti

Mr. Cruson reported on the Communications meeting where they discussed the upcoming newsletter. This newsletter will be focused on parent participation and engagement within the schools. The committee is prepared to bring the newsletter to the Board in late June and plan for it to be sent out to parents two weeks before school starts.

Mrs. Zukowski said the Joint Board of Education/Board of Finance/Legislative Council Work Group for the Non Lapsing Account met for the first time on March 22nd. Mr. Simpson was named Chair and Mrs. Zukowski was named Vice Chair. The purpose of the Joint BOE, BoF and LC Work Group has been established to develop a multi board policy (or policy suite) for the Town of Newtown to fully implement Sec. 10-248a of Connecticut State statutes. It was noted that policy should be sufficiently developed to guide actions regarding any surplus in the BOE 2020-21 budget before the books are closed in early September. During the second meeting on April 1st a list of questions was prepared for the May 3rd meeting with the Town and District Councils and more details can be found in the detailed minutes on the Board of Finance town web page.

Mrs. Zukowski reported that the Town Building Inventory and Planning Work Group met on March 24th for their first meeting. Mr. Simpson was named Chair and Mr. Marchetti was named Vice Chair. This Work Group will meet the second and fourth Wednesday of each month through August. This group's purpose and goals can be found in the respective minutes on the Town web page.

Mr. Delia reported that EdAdvance elected a new slate of leaders for the next year for the Board and also renewed Mr. Kitching's contract.

Student Representative Reports:

Mr. Jerfy reported that the NICE Club members along with Japan Society participated in a Zoom call with kids in Japan. Newtown High School was the only school in the country that was able to participate in this call. Last week was Spirit Week and students dressed up according to the

day of the week. Monday was Fancy Day, Tuesday was Decade's Day, Wednesday was Color Wars and Thursday was Blue and Gold Day.

Ms. Clure reported that it was Decision Week and many of her classmates were awaiting decisions from their top schools. Decision Day is on May 1st. Winter sports finished their SWC final tournaments since the last meeting. The Boy's Swim and Dive team placed fourth. Boy's and Girl's Track raced in Bethel and did not do team scoring, however, a lot of individual placed in the top three. Boy's Hockey made it to the Championships but unfortunately lost to Danbury/Bethel. Spring Sports have started and because these sports are outside the spectator policy has been updated. Outside events are allowed two parents at home and away events. Volleyball games are only allowed two parents at home games. As per usual, masks are required while following social distancing guidelines.

Item 5 – Presentations

Mrs. Ku reminded the Board that Mrs. Hiscavich was not able to attend tonight's meeting and will give her presentation at a future meeting.

Kristin Larson gave a presentation on Grants and Other Funding.

Mr. Delia asked why the NOVO grant went from 500k to 250k after the first year. Mrs. Larson said that they are slowly winding down their support for us given how their foundation is changing.

Mrs. Harriman-Stites thanked Mrs. Larson for all her hard work and she is very valued.

Mr. Delia asked if it was possible to invite Mrs. Larson to a Board meeting earlier in the Budget process. It would be helpful to understand the budget if the Board could receive this information sooner.

Mrs. Larson said that the timing is not ideal and is usually accepted later in the budget process.

Mrs. Vadas gave a presentation on how Grant funding impacted the budget.

Mrs. Harriman-Stites asked if the NOVO Foundation sent Newtown an Award letter. Mrs. Larson said they do not have an Award letter yet, only an invitation to apply.

Item 6 – Old Business

MOTION: Mr. Delia moved that the Board of Education approve the Humanities Curriculum. Mr. Cruson seconded. Motion passes unanimously.

MOTION: Mr. Delia moved that the Board of Education approve the Writing through Film Curriculum. Mr. Cruson seconded. Motion passes unanimously.

Mrs. Harriman-Stites reported that after reviewing the questions from Board members regarding Policy 5145.11- Police in Schools/Questioning and Apprehension, the Policy Committee spoke with legal counsel and their recommendation is to not move to adopt this policy. Both Dr. Rodrigue and Mr. Pompano both agreed with this recommendation.

Mrs. Ku said it is not appropriate to put a motion on this policy because legal counsel is recommending not moving forward.

Mr. Delia agreed.

Mr. Cruson clarified that the Attorney's opinion is not to wait on this policy but to never have this policy, period.

MOTION: Mr. Delia moved that the Board of Education approve Policy 5145.111 Probation/Police/Courts. Mr. Cruson seconded.

Mrs. Zukowski asked if this policy was also reviewed Policy 5145.111- Probation/Police/Courts like the previous policy and what was different about this policy that legal thinks that Newtown needs this.

Mrs. Harriman-Stites said it is not our practice to have legal counsel review each policy that comes to the Policy Subcommittee. This particular policy was asked to be reviewed because of legal questions that the Subcommittee was not comfortable answering. Newtown pays a membership fee to CABA and should not get in the habit of reaching out to legal counsel because it is not in the budget.

Dr. Rodrigue reminded the Board that each policy will almost always have a statute attached to it. In regards to policy 5145.11, legal did not think it was necessary because it is Police protocol with respect to questioning children in schools.

Mr. Cruson asked to make an amendment to Policy 5145.111- Probation/Police/Courts. Policy 5145.11-Police in Schools/Questioning and Apprehension is mentioned in the references and needs to be deleted because the Board is not moving forward with that policy.

Mrs. Ku said a motion does not need to be made to make this amendment and it is clerical change.

Motion passes unanimously.

COVID Update:

Dr. Rodrigue noted that Covid numbers have gone up in the community. There have been eight cases reported in Newtown High School; however, the number of days required to quarantine is helping us manage. A communication was sent out recently to parents and staff regarding travel restrictions. These restrictions have been adjusted based on the new guidelines from the CDC. As you know, the State Department of Public Health has aligned their guidelines very closely with the CDC. On April 2nd, the CDC updated their guidance for domestic travel and that includes fully vaccinated people. This guideline states that fully vaccinated people (14 days after the last dose) do not need to quarantine or get tested after domestic travel. It is still required to wear a mask and follow safety guidelines. All Covid related information can be found on Newtown's website.

Mrs. Zukowski asked if there is any credible information that suggests there is in-school spread and if there are any in-school testing for the students.

Dr. Rodrigue said that they have had no indications that there is in-school spreading and some can be difficult to determine. Most of the cases are from community spread. The Health Based Center in Newtown Middle School is used to test students and staff/families.

Mr. Vouros asked for Dr. Rodrigue's recommendation on advising children to be safe during youth sports in the community.

Dr. Rodrigue said that youth sports are following the same guidelines as any sport. It has not been brought to her attention that youth sports are a super spreader. Dr. Rodrigue said she can send the most recent guidelines regarding youth sports to the Board.

Item 7 – New Business

MOTION: Mr. Delia moved that the Board of Education approve the minutes of March 16, 2021. Mr. Cruson seconded.

Vote: 5 ayes, 1 abstain (Mrs. Harriman-Stites). Motion passes.

Item 8 – Public Participation

MOTION: Mr. Delia moved that the Board of Education go into executive session to discuss a personnel matter and invited Dr. Rodrigue. Mr. Cruson seconds. Motion passes unanimously.

MOTION: Mr. Delia moved that the Board of Education support, as recommended by the Superintendent, Abigail Olsen's request pertaining to Article 31.2 of the teacher contract. Mr. Cruson seconds. Motion passes unanimously.

MOTION: Mr. Cruson moved to adjourn. Mr. Vouros seconded. Motion passes unanimously.

Item 9 – Adjournment

The meeting adjourned at 8:57 p.m.

Respectively submitted:

Daniel J. Cruson, Jr.
Secretary

March 23, 2021

TO: Dr. Rodrigue

FROM: Kim Longobucco

Please accept the donation of \$7,500 from Ingersoll Auto of Danbury. This is a very generous gift to the Newtown High School Drama program. Newtown High School students will certainly benefit from this donation.

Thank you.

A handwritten signature in black ink, appearing to be 'K. Longobucco', written in a cursive style.

March 26, 2021

TO: Dr. Rodrigue

FROM: Kimberly Longobucco

Please accept the donation from Mr. Martin West of:

- 2 acoustic guitars (1 x 6 strings and 1x 12 strings)
- 4 small guitar amplifiers (10 - 20 watts)
- 2 large amplifiers

to the NHS Music department for an approximate value of \$550 This is a very generous donation that will benefit our students in the music program at Newtown High School

Thank you



Martin West
203 300 2028
19 Copper Creek Cir
Newtown, CT 06470

Hello! More funds for the music dept.
(Sandy Hook)

If you ever need to reach us, you will find
us on Facebook or 203-574-3322.

Thank You!

Denise K. Labrecque
Voices for Heroes

THIS DOCUMENT HAS A MULTI-COLORED FACE THAT CHANGES COLOR GRADUALLY. SEE LIST OF SECURITY FEATURES ON THE BACK. DO NOT CASH UNLESS ALL ARE PRESENT.

FIFTH THIRD BANK 2600712
VOID AFTER 180 DAYS
DATE: 01/25/2021

CD Baby
9600 NE Cascades Pkwy Ste 180
Portland OR 97220

PAY TO THE ORDER OF: SANDY HOOK SCHOOL MUSIC DEPARTMENT

*****\$99.50

208473 0125 0 001102 001102 1/1 US

THIS DOCUMENT HAS A MULTI-COLORED FACE THAT CHANGES COLOR GRADUALLY. SEE LIST OF SECURITY FEATURES ON THE BACK. DO NOT CASH UNLESS ALL ARE PRESENT.

FIFTH THIRD BANK 2604345
VOID AFTER 180 DAYS
DATE: 02/15/2021

CD Baby
9600 NE Cascades Pkwy Ste 180
Portland OR 97220

PAY TO THE ORDER OF: SANDY HOOK SCHOOL MUSIC DEPARTMENT

*****\$518.86

208473 0216 0 000852 000852 1/1 US

SANDY HOOK SCHOOL MUSIC DEPARTMENT
118 CAPITOL AVE
WATERBURY CT 06705-2403


AUTHORIZED SIGNATURE

⑈000 2604345⑈ ⑆04 20003 14⑆ 7025757696⑈

FORM NO. LBB-01 ©2018 American Artist Relief Foundation

Correspondence Report
03/16/2021 – 04/05/2021

Date	Name	Subject
3/16/21	Donna Norling	Curriculum and Instruction Minutes
3/16/21	John Vouros	Re: Curriculum and Instruction Minutes
3/16/21	Nina Furrier	Re: Student Complaint- Newtown High School
3/16/21	Lorrie Rodrigue	Newtown Middle School and Newtown High School – Invitation to View
3/22/21	Michelle Ku	LC Education Committee Q&A
3/23/21	Michelle Hiscavich	NHS Artists at Brookfield Art Show
3/25/21	Kiley Gottschalk	BOF 3-25-21 Agenda
3/29/21	Lorrie Rodrigue	Information for Your Review
3/29/21	Michelle Ku	LC Education Committee Q&A
4/1/21	Kathy June	BOE Mailing – April 6, 2021
4/5/21	Donna Norling	Curriculum and Instruction Minutes



NATIONAL COUNCIL OF TEACHERS OF ENGLISH

A Professional Association of educators in English Studies, Literacy and Language Arts

*The Recognizing Excellence in Art and Literary Magazines Program
Awards this certificate with the designation of*


SUPERIOR

to

Newtown Middle School

for

Opus Optima



Emily Kirkpatrick, NCTE Executive Director

_____ March 12, 2021

Date

Data Collection and Analysis

Where were we? Where are we now? Where are we headed?



A quick review: What types of data do we collect?

- Anecdotal data – Information gathered through surveys, focus groups, “listen and learn” formal and informal conversations with students and staff, information collected in the classroom observations and learning walks
- Quantitative data – Numeric information gathered through state and local assessments

Purposes of Anecdotal Data Collection

- Evaluate the implementation of curriculum or the integration of new instructional strategies
- Evaluate the degree to which techniques learned in professional development are being utilized within the classrooms
- Measure the degree that rigor is apparent in classroom lessons and assessments
- Assess the types of questions that are predominately being asked to students within classrooms
- Gauge the amount of collaboration that is taking place within in schools or across the district

Collecting Anecdotal Data

- Surveys
- Targeted focus groups
- Formal and informal classroom observations
- Defined learning walks
- Recordings from formal and informal conversations with students and staff



Purposes of Quantitative Data Collection

- Measure student performance at a fixed point in time
- Measure student growth over time
- Review trend data to identify areas of strength and opportunities for growth in curriculum and instruction
- Conduct a cohort analysis to compare the performance of specific groups of students
- Determine college and career readiness
- Determine preparedness for state assessments



Collecting Quantitative Data

- CSDE Smarter Balanced Assessments
- College Board SAT
- College Board PSAT
- NWEA MAP Growth Assessments
- NGSS Science Assessments



***Inconsistent testing environments can impact the validity and reliability of any assessment.*

Data Collection: Where were we last year?



Data Collection: 2019-2020

- Began the process of consistently collecting both anecdotal and quantitative data in order to build three year trends
- Aligned assessment practices across schools to ensure more valid data
 - Same test calendars
 - Same types of tests
 - Same testing conditions
- Trained administrators on how to interpret and use NWEA data and Edsights reporting tools
- Worked with teachers to set specific student growth goals and action steps based on NWEA growth
- Conducted over 100 classroom visits using a Learning Walk protocol that assesses the degree to which concept based teaching and learning is evident in classrooms

Data Collection: Where are we now?



Data Collection: 2020-2021

- Abrupt disruption of the data collection process due to the COVID-19 dismissal to remote learning in the Spring
- Focus shifted from measuring growth to measuring learning loss and the impact of the changes in instructional practice on student learning
- No Spring 2020 SBAC or NGSS data to review
- No Spring 2020 NWEA data to review
- As directed by CSDE, teacher evaluation goals shifted from student NWEA growth to student emotional health and well being based
- NWEA being used by teachers to identify gaps in instruction and plan lessons accordingly
- Learning Walks focus on student engagement and social emotional well being

Data Collection: Where are we going?



Data Collection: 2021 and Beyond

- Restart the consistent collection of anecdotal and quantitative data and rebuild three year trend data sets
- Realign assessment practices across schools to ensure more valid and reliable data
 - Same test calendars
 - Same types of tests
 - Same testing conditions
- Retrain administrators on how to interpret and use NWEA data and Edsights reporting tools
- Revisit the process of teachers setting specific student growth goals and action steps based on NWEA growth
- Reinstigate the Learning Walk protocol that assesses the degree to which concept based teaching and learning is evident in classrooms

Reporting: Types of Data and Collection Method

What's Being Measured?	What Type of Data? Anecdotal, Quantitative, Both	How Will the Data be Collected?
Student ELA performance and growth	Quantitative	NWEA, SBAC, PSAT & SAT
Student math performance and growth	Quantitative	NWEA, SBAC, PSAT, SAT
Student science performance and growth	Quantitative	NGSS
Impact of the new K-4 math program	BOTH	NWEA, SBAC & Learning Walks
Impact of 5-8 science realignment	BOTH	NGSS & Learning Walks
Impact of 5-6 science and social studies schedule changes	BOTH	NGSS & Learning Walks
Evidence of the implementation of new curriculum	Anecdotal	Learning Walks
Evidence of the implementation of professional learning	Anecdotal	Learning Walks

Storing and Analyzing Data: EduClimber



- Interactive data warehouse – replaces Alpine
- Stores all school based, district and state assessment results
- Users have the ability to create custom reports to identify areas of strength and opportunities for growth
- Attendance and grades can be cross references with standardized assessments
- Student interventions can be documented and the effectiveness of the interventions can be measured
- Data can be disaggregated by a variety of categories

Questions?



Grants Update - April 6, 2021

- ESSER II and ESSER III
- NoVo Foundation
- VOCA
- Steelcase
- Hope Squad
- Backpack Program



ESSER II Facts

- Funded by **Coronavirus Response and Relief Supplemental Appropriation Act (CRSSA)**, signed into law on 12/27/2020.
- Provides an additional \$54.3 billion nationwide for the Elementary and Secondary School Emergency Relief Fund.
- **Newtown total allocation is \$625,532.** Allocations to states and districts based on Title I, Part A formula.
- No equitable participation requirement for private schools
- Covers costs from 3/13/20 until 9/30/23.

CARES ACT - was the first law, creating ESSER I. CRSSA provided over 4 times the amount of funds for ESSER. Newtown received \$141,090 under ESSER I - primarily BI and Digital licenses

ESSER III Information

- Funded by [The American Rescue Plan Act of 2021](#), signed into law on 3/11/21.
- Provides an additional \$112.8 billion nationwide for the Elementary and Secondary School Emergency Relief Fund.
- [Estimated Newtown allocation is \\$1.5 million.](#)
- New requirement: 20% of funds need to address SEL needs and learning loss through evidence based interventions.

Allowable purposes for ESSER Funds

1. Any activity authorized by ESEA, IDEA, the Perkins Act, etc.
2. Coordination of response with public health departments
3. Providing school leaders with resources to address unique needs of schools
4. Activities to address the needs of at-risk students
5. Implementing procedures to improve preparedness & response
6. PD for staff on minimizing the spread of infectious diseases
7. Purchasing supplies to sanitize and clean facilities
8. Planning for long-term closures

(Continued) Allowable purposes for ESSER

9. Educational technology (incl. hardware, software, connectivity)
10. Mental health services and supports
11. Planning and implementing summer learning and afterschool activities
12. Other activities necessary to maintain the operation of and continuity of services and employ existing staff
13. Addressing learning loss among students
14. School facility improvements to reduce virus transmission risk
15. Projects to improve indoor air quality in school facilities

NPS Draft ESSER II Budget - Application Due April 19th

Academic Supports to Address Learning Loss and Recovery		
.5 Math Interventionist 2021-22	Hawley	\$32,480
.5 Math Intervention 2021-22	SHS	\$32,480
.5 Reading Intervention 2021-22	Middle Gate	\$32,480
1.0 Math Interventionist 2021-22	NMS	\$64,959
Special Education Support		
1.0 Special Education Teacher (April-May 2021)	Middle Gate	\$15,000
1.0 Special Education Teacher 2021-22	Middle Gate	\$64,959
2.0 Special Education Teachers 2021-22	NMS	\$129,918
PD Co-teaching model SPED/General Education	NMS	\$8,000
Connect-to-Talk BT Services (December - June 2021)	District	\$27,683

(Continued) NPS Draft ESSER II Budget

Technology/Licenses for Online Programs		
Technology Support Position for 2020-21	District	\$16,615
Licenses for IXL, Lexia Core 5, and Newsela	District	\$118,200
Licenses for Everyday Speech, Ed Puzzle	District	\$21,990
Coordination with Public Health Departments		
Stipend for Nursing Supervisor for 2020-21	District	\$2,500
Staffing Costs for District Vaccination Clinics	District	\$12,883
Improving Air Quality		
MERV Filter Replacement		\$25,000
Supporting Academic/SEL Needs of Students		
Behavioral Interventionist	HOM	\$20,385

Other nursing costs - additional hours and overtime were covered through ESSER I and Coronavirus Relief Fund.

ESSER III Ideas - still in planning phase

- ESY Teachers
- Chromebooks for Grade 9
- Rosetta Stone for World Language classes at NMS
- Foundations Kits and Training for Grade 3
- Speech Language Pathologist for NHS
- Additional ELL Teacher
- Paraprofessionals to support ELL students
- Fountas and Pinnell Benchmark assessments for reading
- EduClimber to support SRBI
- Blackboard to support parent engagement and anonymous reporting
- Support for summer school
- Tutoring and mentorship programs
- Additional PPE, hand sanitizer, and cleaning supplies, as needed

Have not confirmed the ESSER III time frame - at least 2023, so will look to support costs over both years.



NoVo Foundation Update

- Invited us to apply for a renewal of our grant to support K-12 Social and Emotional Learning and 12/14 Recovery.
- \$500,000 for Year 1 (2021-22) and \$250,000 for Year 2 (2022-23)
- Draft Plan for 2021-22
 - Coordinator for Equity and Inclusion, consulting services, and training
 - Kids in Crisis Teen Talk Counselor at NHS
 - Social workers and counseling services at NHS
 - Support for alternative programs to support students (SAIL, TAP)
 - Support for programs such as Hope Squad and Project Adventure
 - Support for mentorship, mindfulness, and other SEL programs K-12

Time of change at foundation. Downsizing and shifting prioritizing. We are very lucky to continue this partnership

Other Grant News

VOCA

- The current VOCA grant was extended for 1 additional year.
- We are a partner with the town and other local nonprofits. Grant supports 100% of the family assistance coordinator and 80% of a social worker at NHS.

Hope Squad

- New \$1500 grant for Hope Squad & Check In mental health fair from the Children's Fund of School Psychology. Hope Week is April 19-23.

Steelcase

- Kicked off design phase for new Active Learning Center at NMS.

Victims of Crime Act/Office of Victims Services. This grant works a little differently

Thank You!



- Thank you to Phil Clark and Claris Construction for their generous support of the Backpack program in the district. 45 students supported this year in grades K-8.
- Formerly a Connecticut Food Bank program, now a homegrown program with NHS student volunteers. Noah Clark is coordinating the NHS effort with Lori Hoagland, Culinary Arts teacher.

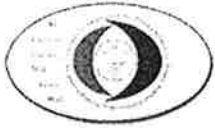
Victims of Crime Act/Office of Victims Services



5 Curriculum Developers

Unit:	Lessons	Sep	Oct	Nov	Dec	Jan	Feb	Mar	Apr	May	Jun
Identity in the Arts	0	1 2 3 4 5 6 7 8 9	10 11 12 13 14 15 16	17 18 19 20 21 22 23 24	25 26 27 28 29	30 31 32 33 34 35 36 37 38					
The Artist in Society	0	1 2 3 4 5 6 7 8 9	10 11 12 13 14 15 16	17 18 19 20 21 22 23 24	25 26 27 28 29	30 31 32 33 34 35 36 37 38					





Unit Planner: Identity in the Arts Humanities

Wednesday, March 3, 2021, 10:23AM

Newtown High School > 2020-2021 > High School > English Language Arts
> Humanities > Week 1 - Week 8

Last Updated: Monday, February 22, 2021 by Brian Tenney

Identity in the Arts

Cardillo-Skolas, Carol ; Hanna, Elizabeth; Lee, Christopher; Marks, Abigail; Tenney, Brian

- [Unit Planner](#)
- [Lesson Planner](#)

Concept-Based Unit Development Graphic Organizer (Download)

Unit Web Template (Optional)

Concepts / Conceptual Lens

Please attach your completed Unit Web Template here

Conceptual Lens: Identity

Concepts: Observation, Perception, Creativity, Analysis, The Arts, Artistic Vocabulary, Artistic Concepts, Artwork, Artist's Intent, Experience, Community, Inner Voice, Conscience, Beliefs, Process, Collaboration, Revision, Product, Close Reading

Note: Throughout this curriculum, references to "the arts" -- including such terms as "art," "artist," and "artwork" -- refer to the full range of creative disciplines encompassed by those terms (i.e., literature, visual arts, performing arts, and digital arts).

Generalizations / Enduring Understandings

1. Creativity forges and sculpts human identity.
2. Common vocabulary and concepts exist among the arts (literature, visual arts, performing arts, etc.).
3. Close reading, observation, and analysis of artwork affect perception and enhance understanding of the artist's intent.
4. Personal experience and community (i.e. environmental & external influences) impact identity and beliefs.
5. Inner voice and conscience (i.e. internal influences) shape identity.
6. Artwork and identity influence and reflect each other.
7. Creating artwork encompasses process, collaboration, and revision to reach a product.

Guiding Questions

Please identify the type of question: (F) Factual, (C) Conceptual, (P) Provocative [Debatable]

- 1a. What is creativity? (F) (C)
- 1b. Is creativity a uniquely human trait? (P)
- 1c. What is identity? (F)
- 2a. What are "the arts?" (F)
- 2b. What common vocabulary and concepts exist among the arts? (F)
- 2c. How do common vocabulary and concepts compare among the arts? (C)
- 3a. What objective and subjective processes take place when close reading a work of art? (F)
- 3b. How do people analyze, interpret, and evaluate a work of art? (C)
- 3c. Why do people analyze, interpret, and evaluate a work of art? (C)
- 4a. How do circumstances in our lives define who we are? (C)
- 4b. How do external influences impact identity? (C)
- 4c. Does outward appearance reveal identity? (P)
- 5a. What is conscience? (F) (C)
- 5b. How does inner voice shape identity? (C)
- 5c. How does conscience shape identity? (C)

6a. How does artwork influence and reflect identity? (C)
6b. How does identity influence and reflect artwork? (C)

7a. What comprises the artistic process? (F)
7b. How do collaboration, revision, and reflection affect a final product? (C)
7c. How does one know when a work is done? (C)
7d. Is there a universal definition of good art?(P)

Standard(s)

Connecticut Core Standards / Content Standards

CCSS: English Language Arts 6-12

CCSS: Grades 11-12

Capacities of the Literate Individual

Students Who are College and Career Ready in Reading, Writing, Speaking, Listening, & Language

They demonstrate independence.

They build strong content knowledge.

They respond to the varying demands of audience, task, purpose, and discipline.

They comprehend as well as critique.

They value evidence.

They come to understand other perspectives and cultures.

Reading: Literature

Key Ideas and Details

1. Read closely to determine what the text says explicitly and to make logical inferences from it; cite specific textual evidence when writing or speaking to support conclusions drawn from the text.

RL.11-12.1. Cite strong and thorough textual evidence to support analysis of what the text says explicitly as well as inferences drawn from the text, including determining where the text leaves matters uncertain.

3. Analyze how and why individuals, events, and ideas develop and interact over the course of a text.

RL.11-12.3. Analyze the impact of the author's choices regarding how to develop and relate elements of a story or drama (e.g., where a story is set, how the action is ordered, how the characters are introduced and developed).

Craft and Structure

4. Interpret words and phrases as they are used in a text, including determining technical, connotative, and figurative meanings, and analyze how specific word choices shape meaning or tone.

RL.11-12.4. Determine the meaning of words and phrases as they are used in the text, including figurative and connotative meanings; analyze the impact of specific word choices on meaning and tone, including words with multiple meanings or language that is particularly fresh, engaging, or beautiful. (Include Shakespeare as well as other authors.)

5. Analyze the structure of texts, including how specific sentences, paragraphs, and larger portions of the text (e.g., a section, chapter, scene, or stanza) relate to each other and the whole.

RL.11-12.5. Analyze how an author's choices concerning how to structure specific parts of a text (e.g., the choice of where to begin or end a story, the choice to provide a comedic or tragic resolution) contribute to its overall

structure and meaning as well as its aesthetic impact.

Reading: Informational Text

Key Ideas and Details

1. Read closely to determine what the text says explicitly and to make logical inferences from it; cite specific textual evidence when writing or speaking to support conclusions drawn from the text.

RI.11-12.1. Cite strong and thorough textual evidence to support analysis of what the text says explicitly as well as inferences drawn from the text, including determining where the text leaves matters uncertain.

Craft and Structure

4. Interpret words and phrases as they are used in a text, including determining technical, connotative, and figurative meanings, and analyze how specific word choices shape meaning or tone.

RI.11-12.4. Determine the meaning of words and phrases as they are used in a text, including figurative, connotative, and technical meanings; analyze how an author uses and refines the meaning of a key term or terms over the course of a text (e.g., how Madison defines faction in Federalist No. 10).

5. Analyze the structure of texts, including how specific sentences, paragraphs, and larger portions of the text (e.g., a section, chapter, scene, or stanza) relate to each other and the whole.

RI.11-12.5. Analyze and evaluate the effectiveness of the structure an author uses in his or her exposition or argument, including whether the structure makes points clear, convincing, and engaging.

6. Assess how point of view or purpose shapes the content and style of a text.

RI.11-12.6. Determine an author's point of view or purpose in a text in which the rhetoric is particularly effective, analyzing how style and content contribute to the power, persuasiveness or beauty of the text.

Integration of Knowledge and Ideas

7. Integrate and evaluate content presented in diverse formats and media, including visually and quantitatively, as well as in words.

RI.11-12.7. Integrate and evaluate multiple sources of information presented in different media or formats (e.g., visually, quantitatively) as well as in words in order to address a question or solve a problem.

Range of Reading and Level of Text Complexity

10. Read and comprehend complex literary and informational texts independently and proficiently.

RI.11-12.10. By the end of grade 12, read and comprehend literary nonfiction at the high end of the grades 11–CCR text complexity band independently and proficiently.

Writing

3. Write narratives to develop real or imagined experiences or events using effective technique, well-chosen details, and well-structured event sequences.

W.11-12.3. Write narratives to develop real or imagined experiences or events using effective technique, well-chosen details, and well-structured event sequences.

W.11-12.3a. Engage and orient the reader by setting out a problem, situation, or observation and its significance, establishing one or multiple point(s) of view, and introducing a narrator and/or characters; create a smooth progression of experiences or events.

W.11-12.3b. Use narrative techniques, such as dialogue, pacing, description, reflection, and multiple plot lines, to develop experiences, events, and/or characters.

W.11-12.3c. Use a variety of techniques to sequence events so that they build on one another to create a coherent whole and build toward a particular tone and outcome (e.g., a sense of mystery, suspense, growth, or resolution).

W.11-12.3d. Use precise words and phrases, telling details, and sensory language to convey a vivid picture of the experiences, events, setting, and/or characters.

W.11-12.3e. Provide a conclusion that follows from and reflects on what is experienced, observed, or resolved over the course of the narrative.

Production and Distribution of Writing

4. Produce clear and coherent writing in which the development, organization, and style are appropriate to

task, purpose, and audience.

W.11-12.4. Produce clear and coherent writing in which the development, organization, and style are appropriate to task, purpose, and audience. (Grade-specific expectations for writing types are defined in standards 1–3 above.)

5. Develop and strengthen writing as needed by planning, revising, editing, rewriting, or trying a new approach.

W.11-12.5. Develop and strengthen writing as needed by planning, revising, editing, rewriting, or trying a new approach, focusing on addressing what is most significant for a specific purpose and audience.

6. Use technology, including the Internet, to produce and publish writing and to interact and collaborate with others.

W.11-12.6. Use technology, including the Internet, to produce, publish, and update individual or shared writing products in response to ongoing feedback, including new arguments or information.

9. Draw evidence from literary or informational texts to support analysis, reflection, and research.

W.11-12.9. Draw evidence from literary or informational texts to support analysis, reflection, and research.

Range of Writing

10. Write routinely over extended time frames (time for research, reflection, and revision) and shorter time frames (a single sitting or a day or two) for a range of tasks, purposes, and audiences.

W.11-12.10. Write routinely over extended time frames (time for research, reflection, and revision) and shorter time frames (a single sitting or a day or two) for a range of tasks, purposes

Speaking & Listening

Comprehension and Collaboration

1. Prepare for and participate effectively in a range of conversations and collaborations with diverse partners, building on others' ideas and expressing their own clearly and persuasively.

SL.11-12.1. Initiate and participate effectively in a range of collaborative discussions (one-on-one, in groups, and teacher-led) with diverse partners on grades 11–12 topics, texts, and issues, building on others' ideas and expressing their own clearly and persuasively.

SL.11-12.1a. Come to discussions prepared, having read and researched material under study; explicitly draw on that preparation by referring to evidence from texts and other research on the topic or issue to stimulate a thoughtful, well-reasoned exchange of ideas.

SL.11-12.1b. Work with peers to promote civil, democratic discussions and decision-making, set clear goals and deadlines, and establish individual roles as needed.

SL.11-12.1c. Propel conversations by posing and responding to questions that probe reasoning and evidence; ensure a hearing for a full range of positions on a topic or issue; clarify, verify, or challenge ideas and conclusions; and promote divergent and creative perspectives.

SL.11-12.1d. Respond thoughtfully to diverse perspectives; synthesize comments, claims, and evidence made on all sides of an issue; resolve contradictions when possible; and determine what additional information or research is required to deepen the investigation or complete the task.

Language

Conventions of Standard English

1. Demonstrate command of the conventions of standard English grammar and usage when writing or speaking.

L.11-12.1. Demonstrate command of the conventions of standard English grammar and usage when writing or speaking.

L.11-12.1a. Apply the understanding that usage is a matter of convention, can change over time, and is sometimes contested.

L.11-12.1b. Resolve issues of complex or contested usage, consulting references (e.g., Merriam-Webster's Dictionary of English Usage, Garner's Modern American Usage) as needed.

2. Demonstrate command of the conventions of standard English capitalization, punctuation, and spelling

when writing.

L.11-12.2. Demonstrate command of the conventions of standard English capitalization, punctuation, and spelling when writing.

L.11-12.2b. Spell correctly.

Knowledge of Language

3. Apply knowledge of language to understand how language functions in different contexts, to make effective choices for meaning or style, and to comprehend more fully when reading or listening.

L.11-12.3. Apply knowledge of language to understand how language functions in different contexts, to make effective choices for meaning or style, and to comprehend more fully when reading or listening.

L.11-12.3a. Vary syntax for effect, consulting references (e.g., Tufte's *Artful Sentences*) for guidance as needed; apply an understanding of syntax to the study of complex texts when reading.

5. Demonstrate understanding of word relationships and nuances in word meanings.

L.11-12.5. Demonstrate understanding of figurative language, word relationships, and nuances in word meanings.

L.11-12.5a. Interpret figures of speech (e.g., hyperbole, paradox) in context and analyze their role in the text.

L.11-12.5b. Analyze nuances in the meaning of words with similar denotations.

NCCAS: Music - Music Theory/Composition

NCCAS: HS Proficient

Creating

Imagine

Anchor Standard 1: Generate and conceptualize artistic ideas and work.

Enduring Understanding: The creative ideas, concepts, and feelings that influence musicians' work emerge from a variety of sources.

Essential Question(s): How do musicians generate creative ideas?

MU:Cr1.1.C.1a Describe how sounds and short musical ideas can be used to represent personal experiences, moods, visual images, and/or storylines.

Plan and Make

Anchor Standard 2: Organize and develop artistic ideas and work.

Enduring Understanding: Musicians' creative choices are influenced by their expertise, context, and expressive intent.

Essential Question(s): How do musicians make creative decisions?

MU:Cr2.1.C.1a Assemble and organize sounds or short musical ideas to create initial expressions of selected experiences, moods, images, or storylines.

Evaluate and Refine

Anchor Standard 3: Refine and complete artistic work.

Enduring Understanding: Musicians evaluate, and refine their work through openness to new ideas, persistence, and the application of appropriate criteria.

Essential Question(s): How do musicians improve the quality of their creative work?

MU:Cr3.1.C.1a Identify, describe, and apply teacher- provided criteria to assess and refine the technical and expressive aspects of evolving drafts leading to final versions.

Present

Anchor Standard 3: Refine and complete artistic work.

Enduring Understanding: Musicians' presentation of creative work is the culmination of a process of creation and communication

Essential Question(s): When is creative work ready to share?

MU:Cr3.2.C.1a Share music through the use of notation, performance, or technology, and demonstrate how the elements of music have been employed to realize expressive intent.

MU:Cr3.2.C.1b Describe the given context and performance medium for presenting personal works, and how they impact the final composition and presentation.

Responding

Select

Anchor Standard 7: Perceive and analyze artistic work

Enduring Understanding: Individuals' selection of musical works is influenced by their interests, experiences, understandings, and purposes.

Essential Question(s): How do individuals choose music to experience?

MU:Re7.1.C.1a Apply teacher-provided criteria to select music that expresses a personal experience, mood, visual image, or storyline in simple forms (such as one-part, cyclical, binary), and describe the choices as models for composition.

Analyze

Anchor Standard 7: Perceive and analyze artistic work

Enduring Understanding: Individuals' selection of musical works is influenced by their interests, experiences, understandings, and purposes.

Essential Question(s): How do individuals choose music to experience?

MU:Re7.2.C.1a Analyze aurally the elements of music (including form) of musical works, relating them to style, mood, and context, and describe how the analysis provides models for personal growth as composer, performer, and/or listener.

Interpret

Anchor Standard 8: Interpret intent and meaning in artistic work.

Enduring Understanding: Through their use of elements and structures of music, creators and performers provide clues to their expressive intent.

Essential Question(s): How do we discern the musical creators' and performers' expressive intent?

MU:Re8.1.C.1a Develop and explain interpretations of varied works, demonstrating an understanding of the composers' intent by citing technical and expressive aspects as well as the style/genre of each work.

Evaluate

Anchor Standard 9: Apply criteria to evaluate artistic work.

Enduring Understanding: The personal evaluation of musical work(s) and performance(s) is informed by analysis, interpretation, and established criteria.

Essential Question(s): How do we judge the quality of musical work(s) and performance(s)?

MU:Re9.1.C.1a Describe the effectiveness of the technical and expressive aspects of selected music and performances, demonstrating understanding of fundamentals of music theory.

MU:Re9.1.C.1b Describe the way(s) in which critiquing others' work and receiving feedback from others can be applied in the personal creative process.

Connecting

Anchor Standard 10: Relate artistic ideas and works with societal, cultural, and historical context to deepen understanding

Enduring Understanding: Musicians connect their personal interests, experiences, ideas, and knowledge to creating, performing, and responding.

Essential Question(s): How do musicians make meaningful connections to creating, performing, and responding?

Demonstrate how interests, knowledge, and skills relate to personal choices and intent when creating, performing, and responding to music.

Anchor Standard 11: Synthesize and relate knowledge and personal experiences to make art.

Enduring Understanding: Understanding connections to varied contexts and daily life enhances musicians' creating, performing, and responding.

Essential Question(s): How do the other arts, other disciplines, contexts, and daily life inform creating, performing, and responding to music?

Demonstrate understanding of relationships between music and the other arts, other disciplines, varied contexts, and daily life.

NCCAS: Visual Arts

NCCAS: HS Accomplished

Creating

Investigate - Plan - Make

Anchor Standard 1: Generate and conceptualize artistic ideas and work.

Enduring Understanding: Creativity and innovative thinking are essential life skills that can be developed.

Essential Question(s): What conditions, attitudes, and behaviors support creativity and innovative thinking? What factors prevent or encourage people to take creative risks? How does collaboration expand the creative process?

VA:Cr1.1.IIa: Individually or collaboratively formulate new creative problems based on student's existing artwork.

Investigate - Plan - Make

Anchor Standard 1: Generate and conceptualize artistic ideas and work.

Enduring Understanding: Artists and designers shape artistic investigations, following or breaking with traditions in pursuit of creative artmaking goals.

Essential Question(s): How does knowing the contexts histories, and traditions of art forms help us create works of art and design? Why do artists follow or break from established traditions? How do artists determine what resources and criteria are needed to formulate artistic investigations?

VA:Cr1.2.IIa: Choose from a range of materials and methods of traditional and contemporary artistic practices to plan works of art and design.

Investigate

Anchor Standard 2: Organize and develop artistic ideas and work.

Enduring Understanding: Artists and designers balance experimentation and safety, freedom and responsibility while developing and creating artworks.

Essential Question(s): How do artists work? How do artists and designers determine whether a particular direction in their work is effective? How do artists and designers learn from trial and error?

VA:Cr2.1.IIa: Through experimentation, practice, and persistence, demonstrate acquisition of skills and knowledge in a chosen art form.

Reflect - Refine – Continue

Anchor Standard 3: Refine and complete artistic work.

Enduring Understanding: Artist and designers develop excellence through practice and constructive critique, reflecting on, revising, and refining work over time.

Essential Question(s): What role does persistence play in revising, refining, and developing work? How do artists grow and become accomplished in art forms? How does collaboratively reflecting on a work help us experience it more completely?

VA:Cr3.1.IIa: Engage in constructive critique with peers, then reflect on, re-engage, revise, and refine works of art and design in response to personal artistic vision.

Responding

Perceive

Anchor Standard 7: Perceive and analyze artistic work

Enduring Understanding: Individual aesthetic and empathetic awareness developed through engagement with art can lead to understanding and appreciation of self, others, the natural world, and constructed environments.

Essential Question(s): How do life experiences influence the way you relate to art? How does learning about art impact how we perceive the world? What can we learn from our responses to art?

VA:Re.7.1.IIa: Recognize and describe personal aesthetic and empathetic responses to the natural world and constructed environments.

Analyze

Anchor Standard 8: Interpret intent and meaning in artistic work.

Enduring Understanding: People gain insights into meanings of artworks by engaging in the process of art criticism.

Essential Question(s): What is the value of engaging in the process of art criticism? How can the viewer "read" a work of art as text? How does knowing and using visual art vocabularies help us understand and interpret works of art?

VA:Re8.1.IIa: Identify types of contextual information useful in the process of constructing interpretations of an artwork or collection of works.

Interpret

Anchor Standard 9: Apply criteria to evaluate artistic work.

Enduring Understanding: People evaluate art based on various criteria.

Essential Question(s): How does one determine criteria to evaluate a work of art? How and why might criteria vary? How is a personal preference different from an evaluation?

VA:Re9.1.1Ia: Determine the relevance of criteria used by others to evaluate a work of art or collection of works.

Connecting

Synthesize

Anchor Standard 10: Synthesize and relate knowledge and personal experiences to make art.

Enduring Understanding: Through art-making, people make meaning by investigating and developing awareness of perceptions, knowledge, and experiences.

Essential Question(s): How does engaging in creating art enrich people's lives? How does making art attune people to their surroundings? How do people contribute to awareness and understanding of their lives and the lives of their communities through art-making?

VA:Cn10.1.1Ia: Utilize inquiry methods of observation, research, and experimentation to explore unfamiliar subjects through art-making.

© Copyright 2010. National Governors Association Center for Best Practices and Council of Chief State School Officers. All rights reserved.

Objective(s)

Bloom/ Anderson Taxonomy / DOK Language

1. Students will identify and apply vocabulary and concepts shared among the arts.
2. Students will analyze and compare works of art and determine what makes "good" art.
3. Students will create or curate works of art that connect to themes of identity and demonstrate the elements and principles of design/composition.

Critical Content & Skills

*What students must **KNOW and be able to DO***

English:

1. Compose an autobiographical series of vignettes; in fall semesters compose the college essay.
2. Write reflectively about the artwork to communicate inspiration, ideas, and concepts.
3. Compose analytical essays or engage in seminars that reflect an understanding of identity in readings and media.

Visual Arts:

1. Create artwork that represents something about the students' identity that can use metaphor or symbolism.
2. Observe and write about art and analyze meaning beyond the obvious.
3. Create artwork that successfully applies elements and principles of design.
4. Apply all steps of the creative process in generating original visual artwork, including imagining, planning and making, evaluating and refining, and presenting.

Audio/Music:

1. Create an original audio/music work that engages specific themes featured in the student's original "found poem."
2. Create an original audio/music work or curate a collection of existing music that connects to the student's sense of identity.
3. Create audio/music works that successfully apply elements and principles of composition.
4. Apply all steps of the creative process in generating original audio/music work, including imagining, planning and making, evaluating and refining, and presenting.

Core Learning Activities

Common Experiences

- 34 Words for the Arts
- Found Poem
- Alexie Discussion
- Writing an Artist Statement

Optional Activities

- Visual Introduction
- Seminars (Flash Fiction, Beasts)
- Identity in the Performing Arts (presentation and discussion)

[seminar flash fiction.doc](#)

[beasts seminar.docx](#)

[Alexie guide for discussion.docx](#)

[found poem .docx](#)

[Thirty four words.docx](#)

[artist statement mini lesson 2018.docx](#)

[Found Poem for Audio Music section.pdf](#)

[Slideshow - Identity in the Performing Arts.pdf](#)



[Visual Introduction:](#)

Assessments

Vocabulary Quiz (34 Words) (Required)

Formative: Written Test



[Humanities Vocab Quiz \(34 Words\)](#)

Vignettes for Identity (Required)

Summative: Narrative Writing Assignment

[identity vignettes.docx](#)

Visual Arts Project for Identity (Required for Visual Arts section)

Summative: Visual Arts Project

[Self Portrait in Humanities.docx](#)

Audio/Music Project for Identity (Required for Audio / Music section)

Summative: Personal Project

[Audio Music Project for Identity.pdf](#)

[Rubric-Audio Music Projects in Humanities.pdf](#)

Final Essay (optional)

Summative: Extended Essay

[Humanities Final Essay.docx](#)

Judge a Book by its Cover (optional)

Summative: Visual Arts Project

Resources

Professional & Student

Readings & Film:

- Selected Poetry, Stories and Songs:
 - "My Papa's Waltz" (Theodore Roethke)
 - "Barbie Doll" (Marge Piercy)
 - "Richard Cory" (Edwin Arlington Robinson) & Simon and Garfunkel music version
 - "The Harlem Dancer" (Claude McKay)
 - "Nikki Rosa" (by Nikki Giovanni)
 - "Monet Refuses the Operation" (Liesl Mueller)
 - "I Go Back to May 1937" (Sharon Olds)
 - "50-50" (Langston Hughes)
 - "The Holy Grail" (Justin Timberlake and JayZ)
 - Excerpts from Arle's Biography, *Lust for Life*
 - "The Secret Life of Walter Mitty" by James Thurber
 - "The Waltz" by Dorothy Parker
 - "The Indian Education" by Sherman Alexie
 - Select *Flash Fiction*
- Films:
 - *Beasts of the Southern Wild* (2012; Director Benh Zeitlin)
 - *Lust for Life* (1956; Director Vincente Minelli)
- Books for Book Circles:
 - *The Glass Castle* by Jeanette Walls
 - *The Lovely Bones* by Alice Sebold
 - *Unbroken* by Laura Hillenbrand

Visual Arts:


- Dorothea Lange, Migrant Mother
- Frida Kahlo, The Two Friedas
- Norman Rockwell's Self Portrait
- Jean Michel Basquiat, Self Portrait
- Picasso, Self Portraits
- Grant Wood, American Gothic
- Jean-Anonie Houdin, George Washington
- August Rodin, The Thinker
- [Identity Slide Presentation](#)

Music:

- "Infernal Dance" from The Firebird (ballet by Igor Stravinsky)
- Jaws (main theme) - John Williams
- "Peter's Theme" from Peter and the Wolf (Sergei Prokofiev)
- "Luke Skywalker's Theme" and "Force Theme" from Star Wars Episode IV - "A New Hope" (John Williams)
- Bob Dylan - "It Ain't Me, Babe"

	<ul style="list-style-type: none"> • Aretha Franklin - "Respect" <p>Multimedia:</p> <ul style="list-style-type: none"> • Daniel Pink Lectures: The Whole New Mind
<p>Student Learning Expectation & 21st Century Skills</p> <p><u>Information Literacy</u> <u>Critical Thinking</u> <u>Spoken Communication</u> <u>Written Performance</u></p> <ul style="list-style-type: none"> • Critical Thinking • Written Performance 	<p>Interdisciplinary Connections</p> <p>The connection between English and Fine Arts disciplines is inherent in the course. Generalizations 4 & 5 also connect to the Social Studies course Conversations on Race and Sociology.</p>





Unit Planner: The Artist in Society Humanities

Wednesday, March 3, 2021, 10:27AM

Newtown High School > 2020-2021 > High School > English Language
Arts > Humanities > Week 9 - Week 16

Last Updated: Thursday, February 18, 2021 by Abigail Marks

The Artist in Society

Cardillo-Skolas, Carol ; Hanna, Elizabeth; Lee, Christopher; Marks, Abigail; Tenney, Brian

- Unit Planner
- Lesson Planner

Concept-Based Unit Development Graphic Organizer (Download)

Unit Web Template (Optional)

Concepts / Conceptual Lens

Please attach your completed Unit Web Template here

Conceptual Lens: Expression

Concepts: Truth, Perception, Communication, Society, History, Identity, Values, Reality, Culture, Artistic Vocabulary, Artistic Concepts, Change, Observation, Application

Note: Throughout this curriculum, references to "the arts" -- including such terms as "art," "artist," and "artwork" -- refer to the full range of creative disciplines encompassed by those terms (i.e., literature, visual arts, performing arts, and digital arts).

Generalizations / Enduring Understandings

1. Common vocabulary and concepts exist among the arts (literature, visual arts, performing arts, etc.).
2. The artist creates not in isolation, but interconnected with their historical context in the arts and the world.
3. Artwork reflects the societal and cultural forces of the artist's era.
4. The arts empower one to communicate values, assert identity and reality, and create change in society.
5. Observation of events and application of personal values creates one's perception of reality and truth.

Guiding Questions

Please identify the type of question: (F) Factual, (C) Conceptual, (P) Provocative [Debatable]

- 1a. What common vocabulary and concepts exist among the arts? (F)
- 1b. How do common vocabulary and concepts compare among the arts? (C)
- 2a. How does historical context impact the creative process in the arts? (C)
- 2b. Is an artist or artwork inextricably linked to their historical context? (P)
- 3a. How do societal and cultural forces influence artwork? (C)
- 3b. Is it possible for the artist to separate themselves from societal and cultural forces? (P)
- 3c. Are artists essential in society? (P)
- 4a. How are one's values and reality conveyed through the arts? (C)
- 4b. How do the arts empower? (C)
- 4c. Can the arts create change in society? (P)
- 5a. Is there a clear definition of truth? (P)
- 5b. How does observation drive one's understanding of reality and truth? (C)
- 5c. How do personal values influence one's perception of reality? (C)

Standard(s)

CCSS: English Language Arts 6-12

CCSS: Grades 11-12

Capacities of the Literate Individual

Students Who are College and Career Ready in Reading, Writing, Speaking, Listening, & Language

They demonstrate independence.

They build strong content knowledge.

They respond to the varying demands of audience, task, purpose, and discipline.

They comprehend as well as critique.

They value evidence.

They use technology and digital media strategically and capably.

They come to understand other perspectives and cultures.

Reading: Literature

Key Ideas and Details

1. Read closely to determine what the text says explicitly and to make logical inferences from it; cite specific textual evidence when writing or speaking to support conclusions drawn from the text.

RL.11-12.1. Cite strong and thorough textual evidence to support analysis of what the text says explicitly as well as inferences drawn from the text, including determining where the text leaves matters uncertain.

2. Determine central ideas or themes of a text and analyze their development; summarize the key supporting details and ideas.

RL.11-12.2. Determine two or more themes or central ideas of a text and analyze their development over the course of the text, including how they interact and build on one another to produce a complex account; provide an objective summary of the text.

3. Analyze how and why individuals, events, and ideas develop and interact over the course of a text.

RL.11-12.3. Analyze the impact of the author's choices regarding how to develop and relate elements of a story or drama (e.g., where a story is set, how the action is ordered, how the characters are introduced and developed).

Craft and Structure

4. Interpret words and phrases as they are used in a text, including determining technical, connotative, and figurative meanings, and analyze how specific word choices shape meaning or tone.

RL.11-12.4. Determine the meaning of words and phrases as they are used in the text, including figurative and connotative meanings; analyze the impact of specific word choices on meaning and tone, including words with multiple meanings or language that is particularly fresh, engaging, or beautiful. (Include Shakespeare as well as other authors.)

5. Analyze the structure of texts, including how specific sentences, paragraphs, and larger portions of the text (e.g., a section, chapter, scene, or stanza) relate to each other and the whole.

RL.11-12.5. Analyze how an author's choices concerning how to structure specific parts of a text (e.g., the choice of where to begin or end a story, the choice to provide a comedic or tragic resolution) contribute to its overall

structure and meaning as well as its aesthetic impact.

6. Assess how point of view or purpose shapes the content and style of a text.

RL.11-12.6. Analyze a case in which grasping a point of view requires distinguishing what is directly stated in a text from what is really meant (e.g., satire, sarcasm, irony, or understatement).

8. Delineate and evaluate the argument and specific claims in a text, including the validity of the reasoning as well as the relevance and sufficiency of the evidence.

RL.11-12.8. (Not applicable to literature)

Reading: Informational Text

Key Ideas and Details

1. Read closely to determine what the text says explicitly and to make logical inferences from it; cite specific textual evidence when writing or speaking to support conclusions drawn from the text.

RI.11-12.1. Cite strong and thorough textual evidence to support analysis of what the text says explicitly as well as inferences drawn from the text, including determining where the text leaves matters uncertain.

2. Determine central ideas or themes of a text and analyze their development; summarize the key supporting details and ideas.

RI.11-12.2. Determine two or more central ideas of a text and analyze their development over the course of the text, including how they interact and build on one another to provide a complex analysis; provide an objective summary of the text.

3. Analyze how and why individuals, events, and ideas develop and interact over the course of a text.

RI.11-12.3. Analyze a complex set of ideas or sequence of events and explain how specific individuals, ideas, or events interact and develop over the course of the text.

Craft and Structure

4. Interpret words and phrases as they are used in a text, including determining technical, connotative, and figurative meanings, and analyze how specific word choices shape meaning or tone.

RI.11-12.4. Determine the meaning of words and phrases as they are used in a text, including figurative, connotative, and technical meanings; analyze how an author uses and refines the meaning of a key term or terms over the course of a text (e.g., how Madison defines faction in Federalist No. 10).

5. Analyze the structure of texts, including how specific sentences, paragraphs, and larger portions of the text (e.g., a section, chapter, scene, or stanza) relate to each other and the whole.

RI.11-12.5. Analyze and evaluate the effectiveness of the structure an author uses in his or her exposition or argument, including whether the structure makes points clear, convincing, and engaging.

6. Assess how point of view or purpose shapes the content and style of a text.

RI.11-12.6. Determine an author's point of view or purpose in a text in which the rhetoric is particularly effective, analyzing how style and content contribute to the power, persuasiveness or beauty of the text.

Integration of Knowledge and Ideas

7. Integrate and evaluate content presented in diverse formats and media, including visually and quantitatively, as well as in words.

RI.11-12.7. Integrate and evaluate multiple sources of information presented in different media or formats (e.g., visually, quantitatively) as well as in words in order to address a question or solve a problem.

Writing

Text Types and Purposes

1. Write arguments to support claims in an analysis of substantive topics or texts, using valid reasoning and relevant and sufficient evidence.

W.11-12.1. Write arguments to support claims in an analysis of substantive topics or texts, using valid reasoning and relevant and sufficient evidence.

W.11-12.1a. Introduce precise, knowledgeable claim(s), establish the significance of the claim(s), distinguish the claim(s) from alternate or opposing claims, and create an organization that logically sequences claim(s),

counterclaims, reasons, and evidence.

W.11-12.1b. Develop claim(s) and counterclaims fairly and thoroughly, supplying the most relevant evidence for each while pointing out the strengths and limitations of both in a manner that anticipates the audience's knowledge level, concerns, values, and possible biases.

W.11-12.1c. Use words, phrases, and clauses as well as varied syntax to link the major sections of the text, create cohesion, and clarify the relationships between claim(s) and reasons, between reasons and evidence, and between claim(s) and counterclaims.

W.11-12.1d. Establish and maintain a formal style and objective tone while attending to the norms and conventions of the discipline in which they are writing.

W.11-12.1e. Provide a concluding statement or section that follows from and supports the argument presented.

2. Write informative/explanatory texts to examine and convey complex ideas and information clearly and accurately through the effective selection, organization, and analysis of content.

W.11-12.2. Write informative/explanatory texts to examine and convey complex ideas, concepts, and information clearly and accurately through the effective selection, organization, and analysis of content.

W.11-12.2a. Introduce a topic; organize complex ideas, concepts, and information so that each new element builds on that which precedes it to create a unified whole; include formatting (e.g., headings), graphics (e.g., figures, tables), and multimedia when useful to aiding comprehension.

W.11-12.2b. Develop the topic thoroughly by selecting the most significant and relevant facts, extended definitions, concrete details, quotations, or other information and examples appropriate to the audience's knowledge of the topic.

W.11-12.2c. Use appropriate and varied transitions and syntax to link the major sections of the text, create cohesion, and clarify the relationships among complex ideas and concepts.

W.11-12.2f. Provide a concluding statement or section that follows from and supports the information or explanation presented (e.g., articulating implications or the significance of the topic).

Production and Distribution of Writing

4. Produce clear and coherent writing in which the development, organization, and style are appropriate to task, purpose, and audience.

W.11-12.4. Produce clear and coherent writing in which the development, organization, and style are appropriate to task, purpose, and audience. (Grade-specific expectations for writing types are defined in standards 1–3 above.)

5. Develop and strengthen writing as needed by planning, revising, editing, rewriting, or trying a new approach.

W.11-12.5. Develop and strengthen writing as needed by planning, revising, editing, rewriting, or trying a new approach, focusing on addressing what is most significant for a specific purpose and audience.

6. Use technology, including the Internet, to produce and publish writing and to interact and collaborate with others.

W.11-12.6. Use technology, including the Internet, to produce, publish, and update individual or shared writing products in response to ongoing feedback, including new arguments or information.

8. Gather relevant information from multiple print and digital sources, assess the credibility and accuracy of each source, and integrate the information while avoiding plagiarism.

W.11-12.8. Gather relevant information from multiple authoritative print and digital sources, using advanced searches effectively; assess the strengths and limitations of each source in terms of the task, purpose, and audience; integrate information into the text selectively to maintain the flow of ideas, avoiding plagiarism and overreliance on any one source and following a standard format for citation.

9. Draw evidence from literary or informational texts to support analysis, reflection, and research.

W.11-12.9. Draw evidence from literary or informational texts to support analysis, reflection, and research.

Range of Writing

10. Write routinely over extended time frames (time for research, reflection, and revision) and shorter time

frames (a single sitting or a day or two) for a range of tasks, purposes, and audiences.

W.11-12.10. Write routinely over extended time frames (time for research, reflection, and revision) and shorter time frames (a single sitting or a day or two) for a range of tasks, purposes

Speaking & Listening

Comprehension and Collaboration

1. Prepare for and participate effectively in a range of conversations and collaborations with diverse partners, building on others' ideas and expressing their own clearly and persuasively.

SL.11-12.1. Initiate and participate effectively in a range of collaborative discussions (one-on-one, in groups, and teacher-led) with diverse partners on grades 11–12 topics, texts, and issues, building on others' ideas and expressing their own clearly and persuasively.

SL.11-12.1a. Come to discussions prepared, having read and researched material under study; explicitly draw on that preparation by referring to evidence from texts and other research on the topic or issue to stimulate a thoughtful, well-reasoned exchange of ideas.

SL.11-12.1b. Work with peers to promote civil, democratic discussions and decision-making, set clear goals and deadlines, and establish individual roles as needed.

SL.11-12.1c. Propel conversations by posing and responding to questions that probe reasoning and evidence; ensure a hearing for a full range of positions on a topic or issue; clarify, verify, or challenge ideas and conclusions; and promote divergent and creative perspectives.

SL.11-12.1d. Respond thoughtfully to diverse perspectives; synthesize comments, claims, and evidence made on all sides of an issue; resolve contradictions when possible; and determine what additional information or research is required to deepen the investigation or complete the task.

2. Integrate and evaluate information presented in diverse media and formats, including visually, quantitatively, and orally.

SL.11-12.2. Integrate multiple sources of information presented in diverse formats and media (e.g., visually, quantitatively, orally) in order to make informed decisions and solve problems, evaluating the credibility and accuracy of each source and noting any discrepancies among the data.

3. Evaluate a speaker's point of view, reasoning, and use of evidence and rhetoric.

SL.11-12.3. Evaluate a speaker's point of view, reasoning, and use of evidence and rhetoric, assessing the stance, premises, links among ideas, word choice, points of emphasis, and tone used.

Presentation of Knowledge and Ideas

4. Present information, findings, and supporting evidence such that listeners can follow the line of reasoning and the organization, development, and style are appropriate to task, purpose, and audience.

SL.11-12.4. Present information, findings, and supporting evidence, conveying a clear and distinct perspective, such that listeners can follow the line of reasoning, alternative or opposing perspectives are addressed, and the organization, development, substance, and style are appropriate to purpose, audience, and a range of formal and informal tasks.

5. Make strategic use of digital media and visual displays of data to express information and enhance understanding of presentations.

SL.11-12.5. Make strategic use of digital media (e.g., textual, graphical, audio, visual, and interactive elements) in presentations to enhance understanding of findings, reasoning, and evidence and to add interest.

6. Adapt speech to a variety of contexts and communicative tasks, demonstrating command of formal English when indicated or appropriate.

SL.11-12.6. Adapt speech to a variety of contexts and tasks, demonstrating a command of formal English when indicated or appropriate.

Language

Conventions of Standard English

1. Demonstrate command of the conventions of standard English grammar and usage when writing or speaking.

L.11-12.1. Demonstrate command of the conventions of standard English grammar and usage when writing or

speaking.

L.11-12.1a. Apply the understanding that usage is a matter of convention, can change over time, and is sometimes contested.

L.11-12.1b. Resolve issues of complex or contested usage, consulting references (e.g., Merriam-Webster's Dictionary of English Usage, Garner's Modern American Usage) as needed.

2. Demonstrate command of the conventions of standard English capitalization, punctuation, and spelling when writing.

L.11-12.2. Demonstrate command of the conventions of standard English capitalization, punctuation, and spelling when writing.

L.11-12.2a. Observe hyphenation conventions.

L.11-12.2b. Spell correctly.

Knowledge of Language

3. Apply knowledge of language to understand how language functions in different contexts, to make effective choices for meaning or style, and to comprehend more fully when reading or listening.

L.11-12.3. Apply knowledge of language to understand how language functions in different contexts, to make effective choices for meaning or style, and to comprehend more fully when reading or listening.

L.11-12.3a. Vary syntax for effect, consulting references (e.g., Tufte's Artful Sentences) for guidance as needed; apply an understanding of syntax to the study of complex texts when reading.

Vocabulary Acquisition and Use

4. Determine or clarify the meaning of unknown and multiple-meaning words and phrases by using context clues, analyzing meaningful word parts, and consulting general and specialized reference materials, as appropriate.

L.11-12.4. Determine or clarify the meaning of unknown and multiple-meaning words and phrases based on grades 11–12 reading and content, choosing flexibly from a range of strategies.

5. Demonstrate understanding of word relationships and nuances in word meanings.

L.11-12.5. Demonstrate understanding of figurative language, word relationships, and nuances in word meanings.

6. Acquire and use accurately a range of general academic and domain-specific words and phrases sufficient for reading, writing, speaking, and listening at the college and career readiness level; demonstrate independence in gathering vocabulary knowledge when considering a word or phrase important to comprehension or expression.

L.11-12.6. Acquire and use accurately general academic and domain-specific words and phrases, sufficient for reading, writing, speaking, and listening at the college and career readiness level; demonstrate independence in gathering vocabulary knowledge when considering a word or phrase important to comprehension or expression.

NCCAS: Music - Music Theory/Composition

NCCAS: HS Proficient

Creating

Imagine

Anchor Standard 1: Generate and conceptualize artistic ideas and work.

Enduring Understanding: The creative ideas, concepts, and feelings that influence musicians' work emerge from a variety of sources.

Essential Question(s): How do musicians generate creative ideas?

MU:Cr1.1.C.1a Describe how sounds and short musical ideas can be used to represent personal experiences, moods, visual images, and/or storylines.

Plan and Make

Anchor Standard 2: Organize and develop artistic ideas and work.

Enduring Understanding: Musicians' creative choices are influenced by their expertise, context, and expressive intent.

Essential Question(s): How do musicians make creative decisions?

MU:Cr2.1.C.1a Assemble and organize sounds or short musical ideas to create initial expressions of selected

experiences, moods, images, or storylines.

Evaluate and Refine

Anchor Standard 3: Refine and complete artistic work.

Enduring Understanding: Musicians evaluate, and refine their work through openness to new ideas, persistence, and the application of appropriate criteria.

Essential Question(s): How do musicians improve the quality of their creative work?

MU:Cr3.1.C.1a Identify, describe, and apply teacher- provided criteria to assess and refine the technical and expressive aspects of evolving drafts leading to final versions.

Present

Anchor Standard 3: Refine and complete artistic work.

Enduring Understanding: Musicians' presentation of creative work is the culmination of a process of creation and communication

Essential Question(s): When is creative work ready to share?

MU:Cr3.2.C.1a Share music through the use of notation, performance, or technology, and demonstrate how the elements of music have been employed to realize expressive intent.

MU:Cr3.2.C.1b Describe the given context and performance medium for presenting personal works, and how they impact the final composition and presentation.

Responding

Select

Anchor Standard 7: Perceive and analyze artistic work

Enduring Understanding: Individuals' selection of musical works is influenced by their interests, experiences, understandings, and purposes.

Essential Question(s): How do individuals choose music to experience?

MU:Re7.1.C.1a Apply teacher-provided criteria to select music that expresses a personal experience, mood, visual image, or storyline in simple forms (such as one-part, cyclical, binary), and describe the choices as models for composition.

Analyze

Anchor Standard 7: Perceive and analyze artistic work

Enduring Understanding: Individuals' selection of musical works is influenced by their interests, experiences, understandings, and purposes.

Essential Question(s): How do individuals choose music to experience?

MU:Re7.2.C.1a Analyze aurally the elements of music (including form) of musical works, relating them to style, mood, and context, and describe how the analysis provides models for personal growth as composer, performer, and/or listener.

Interpret

Anchor Standard 8: Interpret intent and meaning in artistic work.

Enduring Understanding: Through their use of elements and structures of music, creators and performers provide clues to their expressive intent.

Essential Question(s): How do we discern the musical creators' and performers' expressive intent?

MU:Re8.1.C.1a Develop and explain interpretations of varied works, demonstrating an understanding of the composers' intent by citing technical and expressive aspects as well as the style/genre of each work.

Evaluate

Anchor Standard 9: Apply criteria to evaluate artistic work.

Enduring Understanding: The personal evaluation of musical work(s) and performance(s) is informed by analysis, interpretation, and established criteria.

Essential Question(s): How do we judge the quality of musical work(s) and performance(s)?

MU:Re9.1.C.1a Describe the effectiveness of the technical and expressive aspects of selected music and performances, demonstrating understanding of fundamentals of music theory.

MU:Re9.1.C.1b Describe the way(s) in which critiquing others' work and receiving feedback from others can be applied in the personal creative process.

Connecting

Anchor Standard 10: Relate artistic ideas and works with societal, cultural, and historical context to deepen understanding

Enduring Understanding: Musicians connect their personal interests, experiences, ideas, and knowledge to creating, performing, and responding.

Essential Question(s): How do musicians make meaningful connections to creating, performing, and responding?

Demonstrate how interests, knowledge, and skills relate to personal choices and intent when creating, performing, and responding to music.

Anchor Standard 11: Synthesize and relate knowledge and personal experiences to make art.

Enduring Understanding: Understanding connections to varied contexts and daily life enhances musicians' creating, performing, and responding.

Essential Question(s): How do the other arts, other disciplines, contexts, and daily life inform creating, performing, and responding to music?

Demonstrate understanding of relationships between music and the other arts, other disciplines, varied contexts, and daily life.

NCCAS: Visual Arts

NCCAS: HS Accomplished

Creating

Reflect - Refine – Continue

Anchor Standard 3: Refine and complete artistic work.

Enduring Understanding: Artist and designers develop excellence through practice and constructive critique, reflecting on, revising, and refining work over time.

Essential Question(s): What role does persistence play in revising, refining, and developing work? How do artists grow and become accomplished in art forms? How does collaboratively reflecting on a work help us experience it more completely?

VA:Cr3.1.IIa: Engage in constructive critique with peers, then reflect on, re-engage, revise, and refine works of art and design in response to personal artistic vision.

Responding

Perceive

Anchor Standard 7: Perceive and analyze artistic work

Enduring Understanding: Individual aesthetic and empathetic awareness developed through engagement with art can lead to understanding and appreciation of self, others, the natural world, and constructed environments.

Essential Question(s): How do life experiences influence the way you relate to art? How does learning about art impact how we perceive the world? What can we learn from our responses to art?

VA:Re.7.1.IIa: Recognize and describe personal aesthetic and empathetic responses to the natural world and constructed environments.

Analyze

Anchor Standard 8: Interpret intent and meaning in artistic work.

Enduring Understanding: People gain insights into meanings of artworks by engaging in the process of art criticism.

Essential Question(s): What is the value of engaging in the process of art criticism? How can the viewer "read" a work of art as text? How does knowing and using visual art vocabularies help us understand and interpret works of art?

VA:Re8.1.IIa: Identify types of contextual information useful in the process of constructing interpretations of an artwork or collection of works.

Connecting

Synthesize

Anchor Standard 10: Synthesize and relate knowledge and personal experiences to make art.

Enduring Understanding: Through art-making, people make meaning by investigating and developing awareness of perceptions, knowledge, and experiences.

Essential Question(s): How does engaging in creating art enrich people's lives? How does making art attune people to their surroundings? How do people contribute to awareness and understanding of their lives and the lives of their communities through art-making?

VA:Cn10.1.IIa: Utilize inquiry methods of observation, research, and experimentation to explore unfamiliar subjects through art-making.

NCCAS: HS Advanced

Creating

Investigate - Plan - Make

Anchor Standard 1: Generate and conceptualize artistic ideas and work.

Enduring Understanding: Creativity and innovative thinking are essential life skills that can be developed.

Essential Question(s): What conditions, attitudes, and behaviors support creativity and innovative thinking? What factors prevent or encourage people to take creative risks? How does collaboration expand the creative process?

VA:Cr1.1.IIIa: Visualize and hypothesize to generate plans for ideas and directions for creating art and design that can affect social change.

Investigate - Plan - Make

Anchor Standard 1: Generate and conceptualize artistic ideas and work.

Enduring Understanding: Artists and designers shape artistic investigations, following or breaking with traditions in pursuit of creative artmaking goals.

Essential Question(s): How does knowing the contexts histories, and traditions of art forms help us create works of art and design? Why do artists follow or break from established traditions? How do artists determine what resources and criteria are needed to formulate artistic investigations?

VA:Cr1.2.IIIa: Choose from a range of materials and methods of traditional and contemporary artistic practices, following or breaking established conventions, to plan the making of multiple works of art and design based on a theme, idea, or concept.

Investigate

Anchor Standard 2: Organize and develop artistic ideas and work.

Enduring Understanding: Artists and designers balance experimentation and safety, freedom and responsibility while developing and creating artworks.

Essential Question(s): How do artists work? How do artists and designers determine whether a particular direction in their work is effective? How do artists and designers learn from trial and error?

VA:Cr2.1.IIIa: Experiment, plan, and make multiple works of art and design that explore a personally meaningful theme, idea, or concept.

Investigate

Anchor Standard 2: Organize and develop artistic ideas and work.

Enduring Understanding: People create and interact with objects, places, and design that define, shape, enhance, and empower their lives.

Essential Question(s): How do objects, places, and design shape lives and communities? How do artists and designers determine goals for designing or redesigning objects, places, or systems? How do artists and designers create works of art or design that effectively communicate?

VA:Cr2.3.IIIa: Demonstrate in works of art or design how visual and material culture defines, shapes, enhances, inhibits, and/or empowers people's lives.

© Copyright 2010. National Governors Association Center for Best Practices and Council of Chief State School Officers. All rights reserved.
National Arts Standards

Objective(s)

Bloom/ Anderson Taxonomy / DOK Language

1. Students will identify and apply vocabulary and concepts shared among the arts.
2. Students will analyze works of art to interpret each artist's perception of truth and discover their means of expressing that truth.
3. Students will create or curate works of art that connect to themes of truth and expression while demonstrating the elements and principles of design/composition.
4. Students will explore how an artist is interconnected with history, society, and culture.

Critical Content & Skills

What students must **KNOW and be able to DO**

English:

1. Read and participate in book circles and/or drama groups.
2. Analyze and critique the work of artists in discussion and written work.
3. Employ Aristotle's Rhetorical Triangle (Ethos, Pathos, Logos) to compose an effective speech on a timely issue in society.

Visual Arts:

1. Develop a work of art that visualizes students' interpretation of their selected book/play.
2. Observe art and analyze the meaning beyond the obvious.
3. Compose works that apply the elements and principles of design.
4. Create original art that effectively communicates the artist's perception of a chosen societal or cultural issue.
5. Create artwork in the style of an artistic movement that has specific rules (e.g. surrealism, expressionism).
6. Apply all steps of the creative process in generating original audio/music work, including imagining, planning and making, evaluating and refining, and presenting.

Audio/Music:

1. Analyze audio/music works that express each artist's perception of truth, including a variety of examples from popular and concert music.
2. Create an original audio/music work that explores a specific societal or cultural issue.
3. Create audio/music works that successfully apply elements and principles of composition.
4. Apply all steps of the creative process in generating original audio/music work, including imagining, planning and making, evaluating and refining, and presenting.
5. Explore modernism in the arts, including such artistic movements as expressionism and surrealism.

Assessments

Expressionism Speech (Required)

Summative: Speech

The Expressionists used their canvas or pen to convey emotion and provoke a reaction.

To accompany your Expressionist artwork, please compose a speech to inform the class about your issue. Use strong, persuasive language and clearly assert your opinion! You will be delivering it as a speech.

Core Learning Activities

Common Experiences

- Expressionism poems and qualities
- Introduction to Expressionism in the Arts

Optional Activities

- Absurdist Drama Slideshow: Qualities of Plays in the Theater of the Absurd
- Absurd independent (Qualities of Theater of the Absurd- small group work)
- Expressionism Topics with the Books
- German Expressionism in the Arts
- Heaven & Hell Surrealism
- Concept Art Presentation
- Midnight in Paris (film) allusions in literature and art
- Kafka Jigsaw on Metamorphosis
- Exquisite Corpse Poetry and Art Game
- Expressionism: Responding to Meaning
- The Short and Tragic Life of Robert Pease: virtual conversation

[Heaven and Hell Surrealism.docx](#)

[kafka jigsaw on metamorphosis.doc](#)

[absurdist drama.pptx](#)

[absurd independent.docx](#)

[concept art presentation.docx](#)

[The Exquisite Corpse Poetry.docx](#)

[Introduction to Expressionism in the Arts.pdf](#)

[Expressionism topics with the book circles.docx](#)



[Expressionism: Responding to Meaning](#)

[midnight in paris allusions.docx](#)

[Expressionism poems and qualities.docx](#)

[German Expressionism in the Arts.pdf](#)

[the short and tragic life of robert pease \(1\).docx](#)

Resources

Professional & Student

Readings and Film

- Film: *What Dreams May Come* (1998; Director Vincent Ward)
- Film: *Midnight in Paris* (2011; Director Woody Allen)

[expressionism speech 2017.docx](#)

Visual Arts Project for "The Artist in Society"
(Required for visual arts section)

Summative: Visual Arts Project

[Expressionistic Art Project.docx](#)

Museum Hunt (Required for visual arts section)

Summative: Visual Arts Project

[Museum Hunt with withoutTrip.docx](#)

Audio/Music Project for "The Artist in Society"
(Required for audio/music section)

Summative: Personal Project

[Audio Music Project for The Artist in Society.pdf](#)

[Rubric-Audio Music Projects in Humanities.pdf](#)

Expressionistic Short Story (optional)

Summative: Narrative Writing Assignment

[Expressionistic Short Story.docx](#)

No Exit Theatre Workshop (optional)

Summative: Group Project

[no exit theater workshop.doc](#)

Absurdist Play Dramatization (optional)

Summative: Group Project

[absurd play dramatization 2017.docx](#)

Essay: No Exit and What Dreams May Come
(optional)

Summative: Written Test

[essay no exit what dreams may come.docx](#)

Surrealist Composition (optional)

Summative: Visual Arts Project



SURREALIST COMPOSITION

Heaven or Hell Visual Project (optional)

Summative: Visual Arts Project



Title: Portrayal of Heaven and Hell: Surrealism

- Excerpts or full script *The Rhinoceros* by Eugene Ionesco, *No Exit* by Jean-Paul Sartre, *Waiting for Godot* by Samuel Beckett
- Excerpts from *Who's Afraid of Virginia Wolf?* (Edward Albee), *The Birthday Party* (Harold Pinter), *The Chairs* (Eugene Ionesco)
- *Spring* (Edna St. Vincent Millay)
- *The Hollow Men* (T.S.Eliot)
- *Grass* (Carl Sandburg)
- *Indra* (August Strindberg)
- *O Captain! My Captain!* (Walt Whitman)
- *A Hunger Artist* (Franz Kafka)
- *Metamorphosis* (Franz Kafka)
- *Metamorphosis: A Graphic Novel* (Peter Kuper)

Book Circles:

- *Ten Days in a Madhouse* by Nellie Bly
- *The Jungle* by Upton Sinclair
- *The Short and Tragic Life of Robert Peace* by Jeff Hobbs
- *Silent Spring* by Rachel Carson
- *Educated* by Tara Westover
- *Culture Jam* by Kalle Lasn

Themes for the books

Visual Arts:

Surrealist Devices

Expressionistic Slides with examples from artists

Surrealism

Museums

Modern Art "isms"

- <https://smarthistory.org/modern-art-reality/>
- <https://smarthistory.org/expression-modern-art/>
- <https://smarthistory.org/surrealism-intro/>
- <https://smarthistory.org/expressionism-intro/>

Audio/Music:

- Protest music examples (e.g., Bob Dylan's "Blowin' in the Wind," Marvin Gaye's "What's Going On," James Brown's "Say It Loud -- I'm Black and I'm Proud")
- Examples of modernism in concert music (e.g., Arnold Schoenberg's "Pierrot Lunaire")
- Sources of contemporary podcast examples (e.g., NPR, This American Life, Radiolab, StoryCorps)

Metamorphosis - Full Text

Student Learning Expectation & 21st Century Skills

Information Literacy

Critical Thinking

Spoken Communication

Interdisciplinary Connections

The connection between English and Fine Arts disciplines is inherent in the course.

Written Performance

- Critical Thinking
- Spoken Communication
- Written Performance



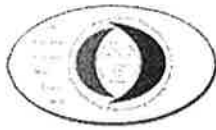
Atlas Version 9.6.1

© 2021 Faria Education Group Ltd. All rights reserved. Privacy Policy



3 Curriculum Developers

Unit:	Lessons	Sep	Oct	Nov	Dec	Jan	Feb	Mar	Apr	May	Jun
College Essay	0	1-3									
Language of Film	0	4-5	6-8								
The Changing Face of Film	0		9-10	11-12	13-14	15-16					
Film in Society	0	1-3	4-6	7-10	11-15	16-19	20-21	22-24	25-29	30-32	33-36



Unit Planner: College Essay

Writing Through Film

Wednesday, March 3, 2021, 10:30AM

Newtown High School > 2020-2021 > High School > English Language Arts
> Writing Through Film > Week 1 - Week 3

Last Updated: Thursday, February 18, 2021 by Abigail Marks

College Essay

Lye Jr, Victor; Marks, Abigail; Thomas, Jacob

- [Unit Planner](#)
- [Lesson Planner](#)

Concept-Based Unit Development Graphic Organizer (Download)

Unit Web Template (Optional)

Concepts / Conceptual Lens

Please attach your completed Unit Web Template here

Conceptual Lens: Identity

Concepts: identity, individualism, perception, truth, memory, language, college essay, personal stories, audience

Generalizations / Enduring Understandings

1. Writing personal stories yields investigation and discovery of personal truth.
2. Memories and the interpretations of them shape an individual's identity.
3. Manipulation of language (style, sentence structure, tone) influences the reader's perception of a storyteller's experience.
4. Writing college essays requires acute awareness of the audience.

Guiding Questions

Please identify the type of question: (F) Factual, (C) Conceptual, (P) Provocative [Debatable]

- 1a. How is a college essay different from a memoir or personal narrative? (F)
- 1b. Why do authors write about themselves? (C)
- 1c. How do authors decide what to include in a college essay? (C)
- 1d. Does personal writing always need an audience? (P)
- 2a. How do perspective, experience, and time shape memories? (C)
- 2b. How do experiences shape one's identity? (C)
- 2c. Can people ever truly know another's real self? (P)
- 3a. In what ways may writers choose to present their experiences? (F)
- 3b. How do writers influence language? (F)
- 3c. How does a writer's manipulation of language affect the reader's interpretation of their experience? (C)
- 3d. What effects do various literary and rhetorical strategies have on the reader? (F)
- 4a. How do writers craft college essays to fit their specific audience? (F)
- 4b. How can writers use close reading to interpret the true nature of the task? (F)
- 4c. Can writers of college essays truly write about any topic? (P)

Standard(s)

Connecticut Core Standards / Content Standards

CCSS: English Language Arts 6-12

CCSS: Grades 11-12

Reading: Informational Text

Key Ideas and Details

1. Read closely to determine what the text says explicitly and to make logical inferences from it; cite specific textual evidence when writing or speaking to support conclusions drawn from the text.

RI.11-12.1. Cite strong and thorough textual evidence to support analysis of what the text says explicitly as well as inferences drawn from the text, including determining where the text leaves matters uncertain.

Craft and Structure

4. Interpret words and phrases as they are used in a text, including determining technical, connotative, and figurative meanings, and analyze how specific word choices shape meaning or tone.

RI.11-12.4. Determine the meaning of words and phrases as they are used in a text, including figurative, connotative, and technical meanings; analyze how an author uses and refines the meaning of a key term or terms over the course of a text (e.g., how Madison defines faction in Federalist No. 10).

6. Assess how point of view or purpose shapes the content and style of a text.

RI.11-12.6. Determine an author's point of view or purpose in a text in which the rhetoric is particularly effective, analyzing how style and content contribute to the power, persuasiveness or beauty of the text.

Integration of Knowledge and Ideas

7. Integrate and evaluate content presented in diverse formats and media, including visually and quantitatively, as well as in words.

RI.11-12.7. Integrate and evaluate multiple sources of information presented in different media or formats (e.g., visually, quantitatively) as well as in words in order to address a question or solve a problem.

Writing

3. Write narratives to develop real or imagined experiences or events using effective technique, well-chosen details, and well-structured event sequences.

W.11-12.3. Write narratives to develop real or imagined experiences or events using effective technique, well-chosen details, and well-structured event sequences.

W.11-12.3a. Engage and orient the reader by setting out a problem, situation, or observation and its significance, establishing one or multiple point(s) of view, and introducing a narrator and/or characters; create a smooth progression of experiences or events.

W.11-12.3b. Use narrative techniques, such as dialogue, pacing, description, reflection, and multiple plot lines, to develop experiences, events, and/or characters.

W.11-12.3c. Use a variety of techniques to sequence events so that they build on one another to create a coherent whole and build toward a particular tone and outcome (e.g., a sense of mystery, suspense, growth, or resolution).

W.11-12.3d. Use precise words and phrases, telling details, and sensory language to convey a vivid picture of the experiences, events, setting, and/or characters.

W.11-12.3e. Provide a conclusion that follows from and reflects on what is experienced, observed, or resolved over the course of the narrative.

5. Develop and strengthen writing as needed by planning, revising, editing, rewriting, or trying a new approach.

W.11-12.5. Develop and strengthen writing as needed by planning, revising, editing, rewriting, or trying a new approach, focusing on addressing what is most significant for a specific purpose and audience.

© Copyright 2010. National Governors Association Center for Best Practices and Council of Chief State School Officers. All rights reserved.

Objective(s)

Bloom/ Anderson Taxonomy / DOK Language


- Students will identify and analyze style and voice in readings.
- Students will uncover how authors' manipulation of language affects reader interpretation.
- Students will develop a personal voice and style in narratives.
- Students will create a personal narrative that is anchored in an essential moment in their lives.
- Students will assess, revise, and critique personal narratives.

Critical Content & Skills

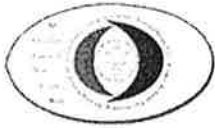
*What students must **KNOW and be able to DO***

Core Learning Activities

Students will participate in in-class writing exercises.
Students will examine several college essays to identify key strengths and

<ol style="list-style-type: none"> 1. Students will be able to differentiate between memoir and autobiography. 2. Students will write personal narratives that showcase their voice and style. 3. Students will use author's craft appropriate to their chosen audience, in all types of writing. 4. Students will experiment with different structures to compare effectiveness. 5. Students will close read memoirs and personal narratives to use them as mentor texts for their writing. 6. Students will apply the elements of the writing process from brainstorming, drafting, conferring, revising, editing to publishing. 7. Students will revise to maximize impact and word economy. 	<p>weaknesses.</p> <p>Students will draft a college essay in response to a Common Application prompt or to a prompt from their own first choice school.</p> <p>Students will workshop the college essay both in class and in the writing center.</p>
<p>Assessments</p> <p>College Essay</p> <p>Summative: Other written assessments</p> <p>Students will examine several college essays to identify key strengths and weaknesses.</p> <p>Students will draft a college essay in response to a Common Application prompt or to a prompt from their own first choice school.</p> <p>Students will workshop the college essay both in class and in the writing center.</p> <p>College Essay Rubric.pdf</p>	<p>Resources</p> <p><i>Professional & Student</i></p> <p>https://www.huffpost.com/entry/the-7-worst-types-of-coll_b_787319#s187452title=The Cringelnducing Metaphor</p> <p>https://blog.prepscholar.com/college-essay-prompts</p> <p>https://www.cnn.com/2009/LIVING/wayoflife/11/19/mf.offbeat.college.essays/</p> <p>http://www.nytimes.com/2013/11/10/business/they-loved-your-gpa-then-they-saw-your-tweets.html?_r=3&adxnnl=1&ref=general&src=me&adxnnlx=1384171753-17o+M4eVGUS/GAn/411aHQ&</p> <p>https://www.businessinsider.com/college-essay-high-school-senior-into-every-ivy-league-university-2014-4</p> <p>http://blakesnow.com/the-greatest-college-application-essay-ever/</p> <p> Welcome to the Wonderful World of College Essays</p>
<p>Student Learning Expectation & 21st Century Skills</p> <p><u>Information Literacy</u></p> <p><u>Critical Thinking</u></p> <p><u>Spoken Communication</u></p> <p><u>Written Performance</u></p> <ul style="list-style-type: none"> • Written Performance 	<p>Interdisciplinary Connections</p> <p>The concept of identity and how it's conveyed can connect to art, photography, and sociology, as well as conversations on race.</p>





Unit Planner: Language of Film Writing Through Film

Wednesday, March 3, 2021, 10:31AM

Newtown High School > 2020-2021 > High School > English Language Arts
> Writing Through Film > Week 4 - Week 8

Last Updated: Tuesday, February 23, 2021 by Abigail Marks

Language of Film

Lye Jr, Victor; Marks, Abigail; Thomas, Jacob

- [Unit Planner](#)
- [Lesson Planner](#)

Concept-Based Unit Development Graphic Organizer (Download)

Unit Web Template (Optional)

Concepts / Conceptual Lens

Please attach your completed Unit Web Template here

Conceptual Lens: Analysis

Concepts: techniques, audience, discussion, revision, plot, film, viewer, reaction, experiences

Generalizations / Enduring Understandings

1. Filmmaking techniques aim to affect the viewer.
2. Films, like novels and plays, promote discussion and analysis.
3. Filmmakers' choices provoke and manipulate the audience.
4. Viewers' personal experience affects their reaction to the film.
5. Viewing a film with others enhances the movie-going experience.
6. Film analysis examines plot and technique.

Guiding Questions

Please identify the type of question: (F) Factual, (C) Conceptual, (P) Provocative [Debatable]

- 1a. What are film techniques? (F)
- 1b. How do viewers identify techniques within a film? (F)
- 1c. How do filmmakers both utilize and subvert traditional film techniques? (C)
- 1d. Do viewers need to know film techniques to understand film? (P)
- 1e. How do film techniques create meaning? (C)
- 2a. How do filmmakers and screenwriters use traditional literary devices within a film? (C)
- 2b. What language is used to discuss films? (F)
- 2c. What elements of a story are open to interpretation? (C)
- 2d. Can a viewer fully enjoy a film without a discussion? (P)
- 2e. Is there a best way to tell a story? (P)
- 3a. How do filmmakers manipulate audiences? (C)
- 3b. What film techniques do filmmakers use to alter the audiences' thought process? (C)
- 3c. Does the audience know when the filmmakers are manipulating their feelings about the subject? (P)
- 4a. Is it necessary for a viewer to have certain life experiences to fully understand a film? (P)
- 4b. How is the viewer able to connect to the subject matter of a film? (C)
- 4c. Is there a universal definition of what viewers find funny, sad or emotional? (P)
- 4d. How does the filmmaker make connections to the viewer's personal experiences? (C)
- 5a. How does the audience affect the viewing process?

- (C)
 5b. If someone else laughs/cries, does it change your response? (P)
 5c. How does location affect a viewer's experience? (C)
 5d. How does one engage with a film? (C)
- 6a. How does one write about film? (F)
 6b. What is the difference between film review and film analysis? (C)
 6c. What skills are required to fully understand how to write about film analysis? (C)

Standard(s)

Connecticut Core Standards / Content Standards

CCSS: English Language Arts 6-12

CCSS: Grades 11-12

Reading: Informational Text

Key Ideas and Details

1. Read closely to determine what the text says explicitly and to make logical inferences from it; cite specific textual evidence when writing or speaking to support conclusions drawn from the text.

RI.11-12.1. Cite strong and thorough textual evidence to support analysis of what the text says explicitly as well as inferences drawn from the text, including determining where the text leaves matters uncertain.

3. Analyze how and why individuals, events, and ideas develop and interact over the course of a text.

RI.11-12.3. Analyze a complex set of ideas or sequence of events and explain how specific individuals, ideas, or events interact and develop over the course of the text.

Integration of Knowledge and Ideas

7. Integrate and evaluate content presented in diverse formats and media, including visually and quantitatively, as well as in words.

RI.11-12.7. Integrate and evaluate multiple sources of information presented in different media or formats (e.g., visually, quantitatively) as well as in words in order to address a question or solve a problem.

Writing

Text Types and Purposes

1. Write arguments to support claims in an analysis of substantive topics or texts, using valid reasoning and relevant and sufficient evidence.

W.11-12.1. Write arguments to support claims in an analysis of substantive topics or texts, using valid reasoning and relevant and sufficient evidence.

W.11-12.1a. Introduce precise, knowledgeable claim(s), establish the significance of the claim(s), distinguish the claim(s) from alternate or opposing claims, and create an organization that logically sequences claim(s), counterclaims, reasons, and evidence.

W.11-12.1b. Develop claim(s) and counterclaims fairly and thoroughly, supplying the most relevant evidence for each while pointing out the strengths and limitations of both in a manner that anticipates the audience's knowledge level, concerns, values, and possible biases.

W.11-12.1c. Use words, phrases, and clauses as well as varied syntax to link the major sections of the text, create cohesion, and clarify the relationships between claim(s) and reasons, between reasons and evidence, and between claim(s) and counterclaims.

W.11-12.1d. Establish and maintain a formal style and objective tone while attending to the norms and conventions of the discipline in which they are writing.

W.11-12.1e. Provide a concluding statement or section that follows from and supports the argument presented.

2. Write informative/explanatory texts to examine and convey complex ideas and information clearly and accurately through the effective selection, organization, and analysis of content.

W.11-12.2. Write informative/explanatory texts to examine and convey complex ideas, concepts, and information clearly and accurately through the effective selection, organization, and analysis of content.

W.11-12.2a. Introduce a topic; organize complex ideas, concepts, and information so that each new element builds on that which precedes it to create a unified whole; include formatting (e.g., headings), graphics (e.g., figures, tables), and multimedia when useful to aiding comprehension.

W.11-12.2b. Develop the topic thoroughly by selecting the most significant and relevant facts, extended definitions, concrete details, quotations, or other information and examples appropriate to the audience's knowledge of the topic.

W.11-12.2c. Use appropriate and varied transitions and syntax to link the major sections of the text, create cohesion, and clarify the relationships among complex ideas and concepts.

W.11-12.2d. Use precise language, domain-specific vocabulary, and techniques such as metaphor, simile, and analogy to manage the complexity of the topic.

W.11-12.2e. Establish and maintain a formal style and objective tone while attending to the norms and conventions of the discipline in which they are writing.

W.11-12.2f. Provide a concluding statement or section that follows from and supports the information or explanation presented (e.g., articulating implications or the significance of the topic).

Research to Build and Present Knowledge

7. Conduct short as well as more sustained research projects based on focused questions, demonstrating understanding of the subject under investigation.

W.11-12.7. Conduct short as well as more sustained research projects to answer a question (including a self-generated question) or solve a problem; narrow or broaden the inquiry when appropriate; synthesize multiple sources on the subject, demonstrating understanding of the subject under investigation.

8. Gather relevant information from multiple print and digital sources, assess the credibility and accuracy of each source, and integrate the information while avoiding plagiarism.

W.11-12.8. Gather relevant information from multiple authoritative print and digital sources, using advanced searches effectively; assess the strengths and limitations of each source in terms of the task, purpose, and audience; integrate information into the text selectively to maintain the flow of ideas, avoiding plagiarism and overreliance on any one source and following a standard format for citation.

© Copyright 2010. National Governors Association Center for Best Practices and Council of Chief State School Officers. All rights reserved.

Objective(s)

Bloom/ Anderson Taxonomy / DOK Language

- Students will identify and analyze various film techniques (including camera movement, setting, mise en scene, sound, and editing) within movies.
- Students will understand the vocabulary of filmmaking.
- Students will actively engage in discussion on film topics such as camera movements, setting, sound, and acting.
- Students will analyze the effectiveness of directors' choices within the films.
- Students will revise their own writing, as well as the writing of others.
- Students will assess the quality of a film and actively engage in discussions about it.

Critical Content & Skills

*What students must **KNOW and be able to DO***

- Students will identify various film techniques within a movie.
- Students will analyze the decisions that directors/writers/actors make and how those

Core Learning Activities

Formative:

- Language of Film Terms Sheet (Required - may substitute other form of learning film techniques and terms)
- Quiz of filmmaking techniques based on *The New*

decisions affected the outcome of the film.

- Students will develop their writing skills through revision and editing.
- Students will gain a better understanding of how each part of the film comes together to create what they are seeing on the screen.

Boy Film Short

Summative:

- Montage Essay - *The Graduate* or *The Departed* (Required)

In Class Activities:

- Class discussion on movies - use template for *The Godfather* or *The Graduate*
- Questions on Hitchcock movies
- *Citizen Kane* Greatest Movie Debate

Assessments

Montage Essay

Summative: Expository Essay

To show mastery of filmmaking techniques, students will write a paper exploring the director's use of specific techniques in a short section of a larger film or in a short (10-20 minute) film. Here, students examine how Mike Nichols uses montages in *The Graduate*.



[The Graduate - Montage essay](#)



[Language of Film Terms Sheet](#)



[Taking Notes and Writing a Response in Film \(w ASSESSMENT\)](#)



[\[Template\] Godfather Discussion Questions](#)



[\[\[Template\] The Graduate: Discussion Questions](#)



[The Graduate - Montage essay](#)

Resources

Professional & Student

Professional Resources:

- Internet Movie Database <http://www.imdb.com>
- Roger Ebert's website/film criticism <http://www.rogerebert.suntimes.com>
- New York Times film section
- Rotten Tomato <http://www.rottentomato.com>
- The New Yorker film section

Student Resources:

Films:

Psycho (R)
Rear Window (PG)
The Godfather (R)
The Graduate (PG)
Jaws (PG)
Citizen Kane (PG)
Casablanca (PG)
New Boy (Short Film)
Slumdog Millionaire (R)
The Departed (R)
Vertigo (PG)
Parasite (R)
Groundhog Day (PG)

Books:

A Short Guide to Writing About Film by Timothy Corrigan
Pictures at a Revolution: Five Movies and the Birth of the New Hollywood by Mark Harris
"The Grammar of Television and Film"

Skills

Information Literacy

Critical Thinking

Spoken Communication

Written Performance

- Written Performance

Montage Essay

Music - use of popular songs in The Departed and The Graduate



Atlas Version 9.6.1

© 2021 Faria Education Group Ltd. All rights reserved. Privacy Policy



Unit Planner: The Changing Face of Film Writing Through Film

Wednesday, March 3, 2021, 10:32AM

Newtown High School > 2020-2021 > High School > English Language Arts
> Writing Through Film > Week 9 - Week 14

Last Updated: Thursday, February 18, 2021 by Abigail Marks

The Changing Face of Film

Lye Jr, Victor; Marks, Abigail; Thomas, Jacob

- [Unit Planner](#)
- [Lesson Planner](#)

Concept-Based Unit Development Graphic Organizer (Download)

Unit Web Template (Optional)

Concepts / Conceptual Lens

Please attach your completed Unit Web Template here

Conceptual Lens: Change

Concepts: tropes, genres (comedy, science fiction, documentary, westerns, horror) suspension of reality, conversations, metaphor, complicated ideas, directors, film techniques, films

Generalizations / Enduring Understandings

1. Film tropes define genres.
2. Films adjust established tropes to fit the times in which they are made.
3. Suspension of reality facilitates difficult conversations.
4. Metaphors reveal complicated ideas.
5. Directors revamp signature film techniques across their films.

Guiding Questions

Please identify the type of question: (F) Factual, (C) Conceptual, (P) Provocative [Debatable]

- 1a. What are the main movie genres? (F)
- 1b. How are movie genres reflective of the time period that they are created in? (C)
- 1c. Are some genres better than others? (P)
- 1d. How do current events affect the popularity of genres? (C)

- 2a. How are films a snapshot of society's beliefs in any given time period? (C)
- 2b. How do societal pressures morph genre conventions over time? (C)
- 2c. What tropes are immutable in a given genre? (C).

- 3a. How do movies explore difficult societal issues? (C)
- 3b. Why do people engage with and enjoy films that bear no semblance to reality? (C)
- 3c. How much fidelity do films show to the real world? (C)

- 4a. Is it better to explain a difficult idea directly or through metaphor? (P)
- 4b. How do different movies explore the issues of their day? (C)
- 4c. Do certain genres offer a better vehicle for presenting an argument than other genres? (C)

- 5a. What are signature film techniques of famous directors? (F)
- 5b. How has a given director changed or adapted signature techniques over time? (C)
- 5c. How has new technology changed a director's craft over time? (C)

Standard(s)

Connecticut Core Standards / Content Standards

CCSS: English Language Arts 6-12

CCSS: Grades 11-12

Reading: Informational Text

Key Ideas and Details

1. Read closely to determine what the text says explicitly and to make logical inferences from it; cite specific textual evidence when writing or speaking to support conclusions drawn from the text.

RI.11-12.1. Cite strong and thorough textual evidence to support analysis of what the text says explicitly as well as inferences drawn from the text, including determining where the text leaves matters uncertain.

3. Analyze how and why individuals, events, and ideas develop and interact over the course of a text.

RI.11-12.3. Analyze a complex set of ideas or sequence of events and explain how specific individuals, ideas, or events interact and develop over the course of the text.

Integration of Knowledge and Ideas

7. Integrate and evaluate content presented in diverse formats and media, including visually and quantitatively, as well as in words.

RI.11-12.7. Integrate and evaluate multiple sources of information presented in different media or formats (e.g., visually, quantitatively) as well as in words in order to address a question or solve a problem.

Writing

Text Types and Purposes

1. Write arguments to support claims in an analysis of substantive topics or texts, using valid reasoning and relevant and sufficient evidence.

W.11-12.1. Write arguments to support claims in an analysis of substantive topics or texts, using valid reasoning and relevant and sufficient evidence.

W.11-12.1a. Introduce precise, knowledgeable claim(s), establish the significance of the claim(s), distinguish the claim(s) from alternate or opposing claims, and create an organization that logically sequences claim(s), counterclaims, reasons, and evidence.

W.11-12.1b. Develop claim(s) and counterclaims fairly and thoroughly, supplying the most relevant evidence for each while pointing out the strengths and limitations of both in a manner that anticipates the audience's knowledge level, concerns, values, and possible biases.

W.11-12.1c. Use words, phrases, and clauses as well as varied syntax to link the major sections of the text, create cohesion, and clarify the relationships between claim(s) and reasons, between reasons and evidence, and between claim(s) and counterclaims.

W.11-12.1d. Establish and maintain a formal style and objective tone while attending to the norms and conventions of the discipline in which they are writing.

W.11-12.1e. Provide a concluding statement or section that follows from and supports the argument presented.

Production and Distribution of Writing

4. Produce clear and coherent writing in which the development, organization, and style are appropriate to task, purpose, and audience.

W.11-12.4. Produce clear and coherent writing in which the development, organization, and style are appropriate to task, purpose, and audience. (Grade-specific expectations for writing types are defined in standards 1–3 above.)

5. Develop and strengthen writing as needed by planning, revising, editing, rewriting, or trying a new approach.

W.11-12.5. Develop and strengthen writing as needed by planning, revising, editing, rewriting, or trying a new approach, focusing on addressing what is most significant for a specific purpose and audience.

6. Use technology, including the Internet, to produce and publish writing and to interact and collaborate

with others.

W.11-12.6. Use technology, including the Internet, to produce, publish, and update individual or shared writing products in response to ongoing feedback, including new arguments or information.

© Copyright 2010. National Governors Association Center for Best Practices and Council of Chief State School Officers. All rights reserved.

Objective(s)

Bloom/ Anderson Taxonomy / DOK Language

1. Students will actively engage in discussion about arguments made by films about societal issues.
2. Students will evaluate and discuss the aesthetics and relative merits of films across a genre.
3. Students will critique their own writing, as well as the writing of others.
4. Students will evaluate arguments presented by directors, both for merit and effectiveness.
5. Students will explore how a director's craft has changed over time.

Critical Content & Skills

*What students must **KNOW and be able to DO***

1. Students will identify the tropes that define common genres.
2. Students will recognize various types of humor.
3. Students will evaluate the use of sound and music in films.
4. Students will connect film plots with social issues of the time in which the movie was made.
5. Students will explore how and why genres change over time.

Core Learning Activities

Formative:

- Discussion prep
- Note-taking Sheet

Summative:

- One Genre essay encompassing at least two movies (examples given) (required)

In- Class Activities:

- Western questions
- Science Fiction Discussion/Humanity
- What Makes Something Funny presentation/discussion



The Western



[Template] Comedy Unit: Source of Humor



Some Like It Hot Discussion Questions



The Good, The Bad, And The Ugly - Discussion Questions

Assessments

Westerns Unit Assessment

Summative: Extended Essay

Students will write one expository essay looking at a key trope in a genre. In this example, students explore whether Westerns that offer moral clarity or moral relativism is better for audiences.



Western Unit assessment

Resources

Professional & Student

Professional Resources:

- Internet Movie Database <http://www.imdb.com>
- Roger Ebert's website/film criticism <http://www.rogerebert.suntimes.com>
- New York Times film section
- Rotten Tomato <http://www.rottentomato.com>



CP Western Unit assessment



Western Unit assessment



Who's Laughing Now: Comedy as Social Critique - Honors

- **The New Yorker film section**

Student Resources:

- **Science Fiction**
 - *Blade Runner (R-excerpted)*
 - *The Matrix (R-excerpted)*
 - *2001: A Space Odyssey (G)*
 - *Star Wars (PG)*
- **Western**
 - *Unforgiven (R-excerpted)*
 - *3:10 To Yuma (R-excerpted)*
 - *The Good, The Bad, and The Ugly (R)*
 - *The Searchers (PG)*
 - *Magnificent Seven (PG)*
- **Romance**
 - *Brooklyn (PG-13)*
 - *La La Land (PG-13)*
- **Comedy**
 - *The Graduate (PG)*
 - *Some Like it Hot (PG)*
 - *A Fish Called Wanda (R)*
 - *Groundhog Day (PG-13)*
- **Texts**
 - **AMC Filmsite: Main Film Genres**
 - **Academic writing on various films within each genre**

Student Learning Expectation & 21st Century Skills

Information Literacy

Critical Thinking

Spoken Communication

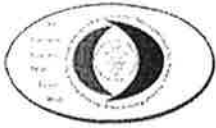
Written Performance

- Information Literacy
- Written Performance

Interdisciplinary Connections

History - connection between historical times and films
Art - signature techniques of artists





Unit Planner: Film in Society Writing Through Film

Wednesday, March 3, 2021, 10:35AM

Newtown High School > 2020-2021 > High School > English Language Arts
> Writing Through Film > Week 15 - Week 19

Last Updated: Thursday, February 18, 2021 by Abigail Marks

Film in Society

Lye Jr, Victor; Marks, Abigail; Thomas, Jacob

- [Unit Planner](#)
- [Lesson Planner](#)

Concept-Based Unit Development Graphic Organizer (Download)

Unit Web Template (Optional)

Concepts / Conceptual Lens

Please attach your completed Unit Web Template here

Conceptual Lens: Perspective

Concepts: society, youth, cultural understanding, biases, beliefs, film, viewers, audience, point of view, filmmakers

Generalizations / Enduring Understandings

1. Filmmakers examine a society's beliefs at large and transform them over time.
2. Film expresses how people in a given time period viewed the world around them and their biases.
3. Filmmakers portray youth culture similarly across time periods.
4. Film influences its audience and conveys a point of view.
5. Viewers acquire a greater understanding of cultural and social issues that may not directly affect them through film.
6. Films cultivate an understanding between cultures.

Guiding Questions

Please identify the type of question: (F) Factual, (C) Conceptual, (P) Provocative [Debatable]

- 1a. How do films reflect changes in society? (C)
- 1b. How do viewers come to understand their beliefs through film? (P)
- 1c. Have American core beliefs changed substantially throughout the last century? (P)
- 2a. How has film dealt with societal issues over time? (C)
- 2b. What issues in society has film refused to actively deal with throughout history? (F)
- 2c. Should films of the past come with warning labels about potential racist/sexist/homophobic content? (P)
- 3a. How is the conflict between generations reflected in film? (C)
- 3b. How are young people portrayed over time in films? (F)
- 3c. Is the perception of young people in film an accurate representation of what it's like to be a teenager in modern society? (P)
- 4a. What topics do films tackle that can help to change the audience's perception? (F)
- 4b. Can films really change people's minds and subsequently their actions? (P)
- 4c. How do directors use film to make arguments? (C)
- 4d. How effective is a film if viewers don't understand the underlying message? (C)
- 5a. Does the movie industry do enough to show cultural and social issues that are occurring in society today? (P)
- 5b. What societal issues should students be aware of?

(F)

5c. Why is it important for students to be aware of issues that don't directly affect them? (C)
5d. Are films the proper medium to discuss societal and cultural issues? (P)

6a. Is it possible for films to be racist? (P)

6b. Can you truly understand a culture by watching movies? (P)

6c. Are all voices represented fairly in films today? (P)

Standard(s)

Connecticut Core Standards / Content Standards

CCSS: English Language Arts 6-12

CCSS: Grades 11-12

Reading: Literature

Key Ideas and Details

1. Read closely to determine what the text says explicitly and to make logical inferences from it; cite specific textual evidence when writing or speaking to support conclusions drawn from the text.

RL.11-12.1. Cite strong and thorough textual evidence to support analysis of what the text says explicitly as well as inferences drawn from the text, including determining where the text leaves matters uncertain.

6. Assess how point of view or purpose shapes the content and style of a text.

RL.11-12.6. Analyze a case in which grasping a point of view requires distinguishing what is directly stated in a text from what is really meant (e.g., satire, sarcasm, irony, or understatement).

8. Delineate and evaluate the argument and specific claims in a text, including the validity of the reasoning as well as the relevance and sufficiency of the evidence.

RL.11-12.8. (Not applicable to literature)

Writing

Text Types and Purposes

1. Write arguments to support claims in an analysis of substantive topics or texts, using valid reasoning and relevant and sufficient evidence.

W.11-12.1. Write arguments to support claims in an analysis of substantive topics or texts, using valid reasoning and relevant and sufficient evidence.

W.11-12.1a. Introduce precise, knowledgeable claim(s), establish the significance of the claim(s), distinguish the claim(s) from alternate or opposing claims, and create an organization that logically sequences claim(s), counterclaims, reasons, and evidence.

W.11-12.1b. Develop claim(s) and counterclaims fairly and thoroughly, supplying the most relevant evidence for each while pointing out the strengths and limitations of both in a manner that anticipates the audience's knowledge level, concerns, values, and possible biases.

W.11-12.1c. Use words, phrases, and clauses as well as varied syntax to link the major sections of the text, create cohesion, and clarify the relationships between claim(s) and reasons, between reasons and evidence, and between claim(s) and counterclaims.

W.11-12.1d. Establish and maintain a formal style and objective tone while attending to the norms and conventions of the discipline in which they are writing.

W.11-12.1e. Provide a concluding statement or section that follows from and supports the argument presented.

Production and Distribution of Writing

4. Produce clear and coherent writing in which the development, organization, and style are appropriate to task, purpose, and audience.

W.11-12.4. Produce clear and coherent writing in which the development, organization, and style are appropriate to task, purpose, and audience. (Grade-specific expectations for writing types are defined in standards 1–3)

above.)

5. Develop and strengthen writing as needed by planning, revising, editing, rewriting, or trying a new approach.

W.11-12.5. Develop and strengthen writing as needed by planning, revising, editing, rewriting, or trying a new approach, focusing on addressing what is most significant for a specific purpose and audience.

6. Use technology, including the Internet, to produce and publish writing and to interact and collaborate with others.

W.11-12.6. Use technology, including the Internet, to produce, publish, and update individual or shared writing products in response to ongoing feedback, including new arguments or information.

© Copyright 2010. National Governors Association Center for Best Practices and Council of Chief State School Officers. All rights reserved.

Objective(s)

Bloom/ Anderson Taxonomy / DOK Language

1. Students will recognize subtext and connotation.
2. Students will devise and support argumentative positions.
3. Students will discuss controversial topics inclusively.
4. Students will revise written work, both in peer settings and individually.
5. Students will compare different artistic approaches to draw conclusions about most effective practices.

Critical Content & Skills

*What students must **KNOW and be able to DO***

1. Students will analyze film for bias and point of view.
2. Students will recognize metaphoric criticisms of society through film.
3. Students will compare different techniques that filmmakers use to present an argument.
4. Students will contrast film techniques for effectiveness.
5. Students will analyze different forms of storytelling in film.

Core Learning Activities

Formative: World Event Research Project
New Movie Project

Summative: Film from One Culture Assignment

In-Class Activities: World Events Discussion
Women In Film Discussion/Questions
What it's like to be young discussion
[Creating a film project.docx](#)

Assessments

Formative: Other written assessments

- Informal, short-answer analytical writing
- Class discussion
- Small group discussion
- Notetaking

Summative: Group Project

- Group research project on films from one culture
- Literary analysis of film(s)

Final (Whiplash)

Summative: Expository Essay

The final will require students to use multiple films from the course to evaluate a specific claim. In this case,

Resources

Professional & Student

Professional Resources:

- **New York Times articles**
- **Various clips from the Daily Show and Colbert Report**
- **New Yorker film reviews (current, topical, class appropriate)**

Student Resources:

Films:

Do the Right Thing (R)
Philadelphia (PG-13)
Inside Job (PG-13)
No Man's Land (R)
Kingdom of Heaven (R)

students are required to use Whiplash and other films to argue whether movies that offer a clear resolution or movies with ambiguous endings are better for audiences.



Whiplash Final



Film As Argument



Run Lola Run and There Will Be Blood Final Assessment



Silence of the Lambs Paper.docx



Film Recommendation Final Edition

Syriana (R)
Hotel Rwanda (PG-13)
Annie Hall (R)
Whiplash (R)
Hurt Locker (R)
Run Lola Run (R)
Breakfast Club (R)
Slumdog Millionaire (R)
Spirited Away (PG)
Pan's Labyrinth (R)
Lady Bird (R)
Parasite (R)
There Will Be Blood (R)
Silence of the Lambs (R)
Brooklyn (PG-13)
The Social Network (PG-13)

Student Learning Expectation & 21st Century Skills

Information Literacy

Critical Thinking

Spoken Communication

Written Performance

Interdisciplinary Connections

Journalism

Social Studies



Atlas Version 9.6.1

© 2021 Faria Education Group Ltd. All rights reserved. Privacy Policy

Students

Police in Schools

Schools are responsible for students during school hours which include protecting each student's constitutional rights, assuring due process in questioning and arrest, and protecting students from any form of illegal coercion and physical or emotional harm.

When police are investigating possible criminal acts which occurred, or may have occurred, on school property, or while under the jurisdiction of the school district, they may question students at school when the following procedures are observed:

1. Students will be questioned as confidentially and inconspicuously as possible.
2. An attempt will be made to notify the student's parents when a student is interviewed by police so that they may be present during the questioning. The school principal, or his/her designee, will be present.
3. Preferably, if possible, the officer doing the questioning will wear civilian clothes.

When investigating a possible criminal violation that has occurred off school grounds or is not part of a school program, the police will be encouraged to question students in their homes. However, the police may be permitted to question students in the schools only when Procedures 1-3 outlined above are followed.

In order to promote school security and safety, police may conduct periodic walk-throughs of school facilities and grounds.

(cf. 1411 - Law Enforcement Agencies)

Policy adopted:

Students

Police in Schools

Questioning and Apprehension

In these regulations, the administration is reminded that a student who has attained the age of 18 enjoys the responsibility of speaking for him/herself without the agreement of a parent, guardian or representative as to whether or not he/she will submit to questioning.

Questioning Initiated by School Administrators and Conducted by Administrators

Building Principals shall have the authority and duty to conduct investigations and to question students pertaining to infractions of school rules, whether or not the alleged conduct is a violation of criminal law. Such investigations shall be conducted in a manner which does not interfere with school activities.

Initiated by School Administrators and Conducted by Law Enforcement Officers

The building Principal shall determine when the necessity exists that law enforcement officers be asked to conduct an investigation of alleged criminal behavior which jeopardizes the safety of other people or school property, or which interferes with the operation of the schools.

The building Principal may request that law enforcement officers conduct an investigation and question students who are potential witnesses of such alleged criminal behavior during school hours. A reasonable attempt shall be made to contact the student's parents, guardian or representative prior to questioning by law enforcement officers. Reasonable requests of the parents, guardian or representative shall be observed. The administrator involved shall document such notifications or attempted notifications to parents, guardian or representative. In the absence of a student's parents, guardian or representative during any questioning of such students, the Principal or a designated, certified school staff person shall be present as may be allowed by law.

If the investigation has centered on any particular student under the age of 16 suspected of any alleged criminal activity, the police may not question the student absent the presence of his/her parent or guardian. Police questioning of a student age 16-17 suspected of engaging in criminal activity shall be done in accordance with current Police Department policies and procedures.

The procedure for taking students into custody by the procedure set forth below shall be followed to the extent that it does not interfere with reasonable law enforcement procedures.

Initiated and Conducted by Law Enforcement Officers

Although cooperation with law enforcement officers will be maintained, it is the preference of the District that it will not normally be necessary for law enforcement officers to initiate and conduct any investigation and interrogation on the school premises during school hours pertaining to criminal activities unrelated to the operation of the school. It is preferred that only in demonstrated emergency situations, when law enforcement officers find it absolutely

R5145.11(b)

necessary, will they conduct such an investigation during school hours. These circumstances might be limited to those in which delay might result in danger to any person, flight of a person reasonably suspected of a crime from the jurisdiction or local authorities, destruction of evidence, or continued criminal behavior. No school official, however, should ever place him/herself in the position of interfering with a law enforcement official in the performance of his or her duties as an officer of the law.

If the law enforcement officials are not recognized and/or are lacking a warrant or court order, the building Principal shall require proper identification of such officials and the reason(s) for the visit to the school. If the Principal is not satisfied he/she shall immediately notify the Superintendent, documenting such action.

In all cases, police officers shall be requested to obtain the prior approval of the Principal or other designated person before beginning such an investigation on school premises. The Principal shall document the circumstances of such investigations as soon as practical. Alleged criminal behavior related to the school environment brought to the Principal's attention by law enforcement officers shall be dealt with under the provisions of the two previous sections.

Interrogation of Student during Investigation of Violations of School Rules

In instances where school rules have allegedly been violated, the Principal may notify the suspected rule violator(s) or potential witness(es) to the infraction. When suspension or expulsion may be a consideration, the suspect student shall be advised orally or in writing of the nature of the alleged offense and of the evidence, if any, against the student.

In questioning a potential student witness to an alleged disciplinary infraction, care should be taken by the administrator to ensure there is a reasonable likelihood that the student was indeed a witness. School officials should not engage in detailed questioning of students at random without reasonable cause in hope of gathering information as to school misconduct. Probable witnesses should be told the nature of the alleged misconduct and the reason to believe that they were witnesses. Such students should be given the opportunity to give their consent before answering questions of school officials.

Circumstances may arise where it would be advisable to have another adult present during questioning of students.

Violations of Criminal Law

During an investigation of violation of school rules, it may come to the attention of an administrator that the investigated activity may also be a violation of criminal law. In proceeding with the investigation, the Principal shall attempt to ascertain whether there is sufficient justification to believe that a criminal offense was committed that warrants notifying law enforcement officials.

Students

Police in Schools

Questioning and Apprehension (continued)

Interrogation and Investigations Conducted in School

When a suspected violation of criminal law has occurred on the school grounds involving the operation of the school or at a school-sponsored activity, law enforcement officials may be notified and their presence requested during the administrator's questioning of suspected students. If such officials are notified, unless circumstances dictate otherwise, the administrator's questioning of the student(s) shall not begin or continue until the arrival of law enforcement officers.

Reasonable attempts shall be made to contact a student's parents, guardian or representative who, unless an emergency exists, shall be given the opportunity to confer with the student and to be present with the student during such questioning. The administrator shall document the notification or attempted notification to the student's parents, guardian, or representative.

In the absence of parent/guardian and student consent, it is the preference of the District that law enforcement officers on school premises shall not question a student. The law enforcement officers shall be asked to advise the student of his/her legal rights. If the parent/guardian or student refuses to consent to the questioning, the law enforcement officer(s) will determine the course of action to be pursued.

Information of criminal conduct not related to the schools shall be turned over to law enforcement officials, without additional investigation by school officials.

Taking a Student into Custody

School officials shall not release students to law enforcement authorities voluntarily unless the student has been placed under arrest, or unless the parent, guardian or representative and the student agree to the release.

When students are removed from school for any reason by law enforcement authorities, every reasonable effort will be made to notify the student's parents, guardian or representative immediately. Such effort shall be documented.

Whenever an attempt to remove a student from school occurs without an arrest warrant or court order, or without acquiescence of the parent, guardian/representative or the student, the administrator shall immediately attempt to notify the parents/guardians of the student. The Superintendent's office shall be notified immediately of any removal of a student from school by law enforcement officers under any circumstances.

Students

Police in Schools

Questioning and Apprehension (continued)

Taking a Student into Custody (continued)

The building Principal shall make reasonable efforts to persuade law enforcement officers not to make arrests or to take students into custody on school premises. Whenever the need arises to make arrests or take students into custody on school premises, the Principal shall make reasonable efforts to persuade the law enforcement officers to utilize a non-uniformed officer in making the arrest and/or to make the arrest out of the public view.

When it is necessary to take a student into custody on school premises and time permits, the law enforcement officer shall be requested to notify the building Principal and relate the circumstances necessitating such action. When possible, the Principal shall have the student summoned to the Principal's office where the student may be taken into custody.

When an emergency exists, the Principal may summon law enforcement officials to the school to take a student into custody.

When a student has been taken into custody or arrested on school premises without prior notification to the building Principal, the school staff present shall encourage the law enforcement officers to notify the Principal of the circumstances as quickly as possible. In the event that the officers decline to notify the Principal, the school staff members present shall immediately notify the Principal or the Superintendent.

If at all possible, the parents, guardian or representative of the student shall be notified by the Principal or other school administrator before the student is taken into custody by law enforcement officers or as quickly thereafter as possible. The administrator shall document such notification or attempted notification.

Disturbance of School Environment

Law enforcement officers may be requested to assist in controlling disturbances of the school environment which the building Principal or other school administrator has found to be unmanageable by school personnel and which disturbances have the potential of causing harm to students, other persons, or school property. Such potential of possible disturbance includes members of the general public who have exhibited undesirable or illegal conduct on school premises or at a school event held on school property and who have been requested to leave by an administrator, but have failed or refused to do so.

Students

Police in Schools

Questioning and Apprehension (continued)

Coordination of Policies by Enforcement Officials

School administrators shall meet at least annually with local law enforcement officials to discuss the District's policy and rules regarding law enforcement contacts with the District. Law enforcement officials will be asked to instruct their staffs as to the terms of the school's policies and rules.

Regulation approved:

Students

Probation/Police/Courts

Notification to Superintendent when Student Arrested for Felony. Police who arrest, at any time during the year, an enrolled district student, ages seven to twenty, for a Class A misdemeanor, felony, or for selling, carrying or brandishing a facsimile firearm, are required by C.G.S. 10-233h, as amended by Public Act 94-221, Public Act 95-304, and Public Act 97-149, to notify orally the Superintendent of Schools by the end of the next weekday following the arrest, the identity of the student and the offense or offenses for which the student was arrested and follow up in writing, including a brief description of the incident, not later than seventy-two hours of the arrest.

The Superintendent shall maintain this information confidential in accordance with C.G.S. 46b-124 and in a secure location and disclosed, during the school year, only to the Principal of the school in which such person is a student or to the Principal or supervisory agent of any other school in which the Superintendent knows such person is a student. The Principal may disclose the information only to special services staff or a consultant (such as a psychiatrist, psychologist, or social worker) for the purpose of assessing the danger posed by such person to himself, other students, school employees, or school property and effectuating an appropriate modification of such person's educational plan or placement, and for disciplinary purposes.

Police may testify and provide information related to an arrest at an expulsion hearing if such testimony is requested by the Board of Education or an impartial board conducting the hearing, or by the school principal or student or his/her parent. Such testimony must be kept confidential in conformity with applicable state statutes.

Attendance of Students Placed on Probation by a Court. Before allowing a student placed on probation to return to school, the Connecticut court will request from the Superintendent of Schools information on the attendance, adjustment, and behavior of the student along with the Superintendent's recommendation for conditions of sentencing or disposition of the case.

School Officials and Probation Investigations. If requested by the court prior to disposition of a case, the Superintendent of Schools, or designee, shall provide information on a student's attendance, adjustment, and behavior, and any recommendations regarding the proposed conditions of probation included in the probation officer's investigation report.

School Attendance As a Condition of Probation. Under Section 46b-140, a court may include regular school attendance and compliance with school policies on student conduct and discipline as a condition of probation.

Students

Students/Probation/Police/Courts (continued)

Information to Superintendents on a Student Adjudged to be a Delinquent as a Result of Felony. Under Section 46b-124 of CGS, courts are required to release the identity of a student adjudged a delinquent as a result of felony to the Superintendent of Schools who may only use this information for school placement and disciplinary decisions.

Information to Superintendents on a Student Adjudged to be a Youthful Offender. Under Section 54-761 of CGS, courts are required to release the identity of a student adjudged a youthful offender to the Superintendent of Schools who may only use this information for school placement and disciplinary decisions.

(cf. 1411 Law Enforcement Agencies)

(cf. 5145.11 Police in Schools)

(cf. 5114 Suspension/Expulsion)

Legal Reference: Connecticut General Statutes

46b-121 “Juvenile matter” defined Authority of court. Fee.

46b-124 Confidentiality of records of juvenile matters. Exceptions.

46b-134 Investigation by probation officer prior to disposition of delinquency case. Physical mental and diagnostic examination

46b-140 Disposition upon conviction of child as delinquent.

53-206c Sale, carrying and brandishing of facsimile firearms prohibited. Class B misdemeanor.

54-761 Records confidential. Exceptions.

10-233a through 10-233g re student suspension, expulsion... Public Act 94-221 Public Act 95-304

10-233h Arrested students. Reports by police to superintendent, disclosure, confidentiality.

Policy adopted:

NEWTOWN PUBLIC SCHOOLS
Newtown, Connecticut

ENROLLMENT REPORT AS OF March 31, 2021

Current Monthly Enrollment

Cumulative Year-to-Date

Grade	Feb(e)	Added	Left	Mar	Sept 8th	Added	Left	Mar
	2021			2021	2020			2021
K	253	2	2	253	248	14	9	253
1	247	2	0	249	246	8	5	249
2	276	2	1	277	269	15	7	277
3	269	0	1	268	271	4	7	268
4	268	3	1	270	265	11	6	270
Total Elementary	1,313	9	5	1,317	1,299	52	34	1,317
5	291	3	0	294	292	6	4	294
6	292	1	1	292	293	5	6	292
Total Intermediate	583	4	1	586	585	11	10	586
7	285	2	2	285	287	5	7	285
8	339	1	2	338	340	5	7	338
Total Middle	624	3	4	623	627	10	14	623
9	337	0	0	337	337	5	5	337
10	362	1	0	363	362	4	3	363
11	354	1	0	355	356	6	7	355
12	380	0	1	379	388	4	13	379
Total High	1,433	2	1	1,434	1,443	19	28	1,434
<u>Special Education</u>								
Pre-Kdg	76	2	1	77	52	33	8	77
NCP, RISE, PAL	30	0	0	30	30	4	4	30
Out-of-Town	43	0	0	43	37	9	3	43
Total Enrollment	4,102	20	12	4,110	4,073	138	101	4,110
	=====	====	====	=====	=====	====	====	=====

ENROLLMENT BY SCHOOL

Hawley	277	4	1	280	281	11	12	280
Sandy Hook	356	2	3	355	358	11	14	355
Middle Gate	385	0	1	384	371	19	6	384
Head O' Meadow	295	3	0	298	289	11	2	298
Total	1,313	9	5	1,317	1,299	52	34	1,317
Reed Intermediate	583	4	1	586	585	11	10	586
Middle School	624	3	4	623	627	10	14	623
High School	1,433	2	1	1,434	1,443	19	28	1,434
<u>Special Education</u>								
Pre-Kdg	76	2	1	77	52	33	8	77
NCP, RISE, PAL	30	0	0	30	30	4	4	30
Out-of-Town	43	0	0	43	37	9	3	43
Total Enrollment	4,102	20	12	4,110	4,073	138	101	4,110
	=====	====	====	=====	=====	====	====	=====

(e) = End Of Month

check 0 0 0 0 0 0 0 0

NEWTOWN PUBLIC SCHOOLS
Newtown, Connecticut

ELEMENTARY CLASS SIZES AS OF March 31, 2021

Grade	Hawley	Sandy Hook	Middle Gate	Head O' Meadow	Reed	TOTAL	check
Pre K		77				77	0
K	16 16 16	17 17 15 17	17 16 17 13 16	15 15 15 15			
Total K	48	66	79	60		253	0
1	19 20 19	16 17 17 18	19 18 18 19	16 16 17			
Total 1	58	68	74	49		249	0
2	15 15 15 16	17 17 17 18	18 18 17 17	20 19 19 19			
Total 2	61	69	70	77		277	0
3	20 19 20	17 20 20 18	18 18 19 18	19 21 21			
Total 3	59	75	73	61		268	0
4	18 18 18	20 18 19 20	21 22 22 23	17 17 17			
Total 4	54	77	88	51		270	0
Total K-4	280	355	384	298		1,317	0
<i>check</i>	0	0	0	0		0	

Spring 2021 Coaches

NAME	SPORT
JEREMY OCONNELL	GIRLS GOLF
SHAWN TIERNEY	BOYS GOLF
NANCY ANDERSON	GIRLS TENNIS
TBD	BOYS TENNIS
BECKY OSBORNE	OUTDOOR BOYS TRACK
REBECCA BOURRET	OUTDOOR GIRLS TRACK
MEGAN CARROLL	ASSISTANT BOYS TRACK
LAURA MCLEAN	ASSISTANT GIRLS TRACK
KEVIN HOYT	ASSISTANT BOYS TRACK
RYAN EBERTS	ASSISTANT GIRLS TRACK
JOANNA CLOSS	SOFTBALL
ANDREW HALL	SOFTBALL-JV
CHRISTINA TISI	SOFTBALL-FROSH
IAN THOESEN	BASEBALL
MATT PAOLA	J.V. BASEBALL
MATT MENARD	FRESHMAN BASEBALL
SCOTT BULKLEY	BOYS LACROSSE
NICK GROCCIA	JV BOYS LACROSSE
SANDY DOSKI	BOYS VOLLEYBALL
EMILA FUSARELLI	BOYS JV VOLLEYBALL
MAURA FLETCHER	GIRLS LACROSSE
LOUIS SANTOLI	JV GIRLS LACROSSE
MARK GERACE/JACK VICHIOLA	SEASONAL SITE SUPERVISOR
BOB PATTISON	WEIGHT ROOM SUPERVISOR
LOUIS SANTOLI	UNIFIED HEAD COACH
TBD	UNIFIED ASSISTANT
VOLUNTEERS	VOLUNTEERS
<i>LINN HERTBERG</i>	<i>SOFTBALL</i>
<i>JOE CRIMI</i>	<i>BASEBALL</i>
<i>MATT PAZ</i>	<i>BASEBALL</i>
<i>TONY NOCERA</i>	<i>BOYS VOLLEYBALL</i>
<i>NANCY ANDERSON</i>	<i>GIRLS TENNIS</i>
<i>STEVEN GROCEIA</i>	<i>BOYS LACROSSE</i>
<i>STEPHANIE SUHOZA</i>	<i>GIRLS LACROSSE</i>
<i>JEREMY DOSKI</i>	<i>BOYS VOLLEYBALL</i>
MIDDLE SCHOOL	MIDDLE SCHOOL
ANDREW TAMMERO	SOFTBALL
TBD	ASSISTANT SOFTBALL
TBD	BASEBALL
TBD	ASSISTANT BASEBALL
KEN KANTOR	HEAD UNIFIED

**Please note: These minutes are pending Board approval.
Board of Education
Newtown, Connecticut**

Minutes of the Board of Education virtual meeting held March 16, 2021 at 7:00 p.m.

M. Ku, Chair	L. Rodrigue
D. Delia, Vice Chair	A. Uberti
D. Cruson, Secretary	T. Vadas
D. Leidlein	4 Staff
J. Vouros	2 Press
R. Harriman-Stites (absent)	Public by phone
D. Zukowski	

Mrs. Ku called the meeting to order at 7:01 p.m. and stated it was being recorded and being live streamed.

Item 1 – Pledge of Allegiance

Item 2 – Consent Agenda

MOTION: Mr. Delia moved that the Board of Education approve the consent agenda which includes the minutes of March 2, 2021 and the correspondence report. Mr. Vouros seconded. The addition of the donation to Hawley School was approved to add to the consent agenda. Motion passes unanimously.

Item 3 – Public Participation

Item 4 – Reports

Chair Report: Mrs. Ku reported that Dr. Rodrigue continues to visit out PTA meetings to discuss the budget. There are a lot of hearings on legislation right now and tomorrow she will testify for a couple of bills from C.A.B.E. The letter to legislators regarding security officers in schools has been sent. The Legislative Council will hold a public hearing tomorrow night and the Board of Finance will presents our and the Selectman's budget at that meeting.

Superintendent's Report: Dr. Rodrigue started visiting schools and classrooms and has spent time at the high school and Middle Gate School. Students looked happy and teachers continue doing what they need to do. March is Board of Education recognition month. We thought we would be meeting in person as we have a special gift each member. She told the Board how wonderful their support was and that staff, leaders and the community appreciate all they do.

Committee Reports:

Mr. Vouros reported on the March 9 Curriculum and Instruction meeting where there was a presentation of Applied Robotics Technology and Accounting I for the next meeting. The middle school had an update on the five new courses being presented to their students which includes Kitchen Science, Project Adventure and Beyond, Pathways to Success, Democracy in Action, and Money, Sports, Games and Mathematics. The survey will go out to grade six and seven students. New courses will be presented to them in person. The vote will be presented to the Board when the first two choices come to us.

Mr. Cruson reported on the Policy Committee meeting where they are continuing with the personnel policies with many that were optional and would not be moved forward but we have a couple to continue to work on. The Communications Committee had a special meeting to finalize the budget newsletter.

Mrs. Leidlein said the CFF Sub-committee met and talked about the municipal building committee who are looking at their charges. Mr. Gerbert spoke about the Head O'Meadow

lighting project and the Reed lighting and boiler project. We also discussed the year-to-year maintenance needs. There are some delayed projects we need to discuss with the potential for funding. Mrs. Vadas also presented the financial report including the Covid expenses.

Mr. Delia reported that EdAdvance has gone into a collaborative venture with CES to purchase a building in Bethel which will provide services for surrounding towns.

Student Representative Reports:

Mr. Jerfy reported that all seniors can attend prom this year. The NICE Club is working with the Japan Society conducting a virtual student exchange program. Students are recording "A Day in the Life" videos.

Ms. Clure said winter sports are coming to a close March 27 and spring sports will begin. Unified Basketball had its first home game last Friday. Club meetings are shorter or held virtually. Our Science Bowl team placed second in Regionals. The Annual Day of Silence is being held next month. Next Wednesday is SAT day for juniors.

Mr. Vouros asked Ms. Clure to get a copy of the Capstone presentation schedule in advance for the Board members.

Financial Report:

Mr. Delia moved that the Board of Education approve the financial report and transfers for the month ending February 28, 2021. Mr. Cruson seconded.

Mrs. Vadas presented the report which showed we spent approximately \$4.5M with \$4M on salaries and \$.5M on all other objects. She also provided a lunch program comparison between this year and the previous school year. There were no emergency repairs in February but general repairs totaled \$37,000. The estimated year-end balance is -\$87,423. We received \$1,158,821 or 76% from the Excess Cost Grant. We also received \$8,585 in local tuition and \$801.42 in interest.

Mrs. Ku asked if when the weather is better and students can eat outside will we be able to return to a schedule to allow them to eat at school. Dr. Rodrigue said we will continue this schedule through the rest of this year because of the number of students we have in the middle and high schools.

Dr. Longobucco said students need to be sitting six feet apart and we can't do that at the high school without adding another lunch wave. The outdoor seating is still not enough. Our remote number is significantly less so our in-person numbers are higher.

Dr. Rodrigue said that question came up with a lot of superintendents. There was a study out of Massachusetts which shows little difference between three and six feet but we can't change for this year.

Mrs. Leidlein said in the past when we've had an overage in the budget the administrators have looked at making changes to spending. She asked if we are feeling secure that the overage will be made up by the end of the year and expenditures going forward with the unexpected or if things change.

Dr. Rodrigue said the Board of Finance asked for a better picture of the end of the year. We tried not to have a freeze on the budget which would hurt the teachers this year. We wanted

teachers to have what they need throughout the year and we have not asked anyone to not spend for what they need.

Mrs. Ku said the Board of Finance asked us to let them know specifically of any financial issues we may have and asked for a financial update in April.

Dr. Rodrigue noted that we also have ESSER funds which should be recognized as well and there's more to come.

Mrs. Leidlein wanted a better understanding of other funds.

Dr. Rodrigue said there are more funds but they are not solidified yet but we expect more than we had the last time.

Motion passes unanimously.

Item 5 – Presentations

Abi Marks gave the presentations on the Humanities and Writing through Film curricula.

Item 6 – Old Business

MOTION: Mr. Delia moved that the Board of Education approve the Grade 1 Reading Curriculum, the Grade 1 Writing Curriculum, the Grade 2 Reading Curriculum and the Grade 2 Writing curriculum. Mr. Cruson seconded. Motion passes unanimously.

COVID Update:

Dr. Rodrigue noted that we are moving to a better place with 2% positivity rate. We are out of the red and have had two vaccination clinics with nearly 700 vaccinations for staff. This Saturday there were just over 100 more staff vaccinated. We still need to comply with quarantine guidelines. Once everyone is fully vaccinated after two weeks they no longer have to quarantine.

Mr. Cruson referred to the lunch issue and asked if consideration was being given to what we might do next year if we still have to deal with this and try to get back to a full in-person schedule.

Dr. Rodrigue said there are no guidelines yet for next year. She thinks that with more and more staff vaccinated things will look different next year. Superintendents are asking if it will stay at six feet or move to three feet.

Mrs. Ku said we also have to be concerned about who is or is not vaccinated next year.

Item 7 – New Business

First Read of Policies:

Mr. Cruson spoke about the two policies.

Policy 5145.11 Police in Schools / Questioning and Apprehension. We got this from CAGE, Mr. Pompano reviewed it, and we made some edits.

Mr. Pompano said Lt. Robinson worked with him on these policies. It's a fair document which is very workable.

Mr. Delia suggested for #2 to put in the word "prior" regarding notifying the student's parents before the student is interviewed.

Mr. Cruson would take that back to committee.

Ms. Zukowski also referred to #2 and the last sentence referring to the school principal or designee will be present but the regulations say in the absence of parents the principal or

designee will be present. That suggests if the parents are there a school representative is not needed but #2 indicates there should always be a school representative present.

Mr. Cruson said we are focused on the policy because the regulation is not what the Board is approving. It's up to Dr. Rodrigue and Mr. Pompano if they feel the policy should be changed to match the regulation.

Ms. Zukowski asked if this would apply to school resource officers.

Mr. Pompano stated SROs have additional powers so they can work under the guidance of the administration. Police officers are sworn with powers of arrest.

Ms. Zukowski asked if it should indicate this applies to SROs also.

Mr. Pompano stated that it could.

Ms. Zukowski said people have the right to not submit to questioning. Parents should be there for 16 year olds. We could say students under 18 years old cannot be questioned without a parent.

Mr. Cruson said that's in the regulation so up to Dr. Rodrigue's and Mr. Pompano's discretion to address. He asked her to send wording to discuss at the next meeting as an addition to the policy.

Dr. Rodrigue said we can look at the regulations and policy. There are certain circumstances we don't necessarily have to wait for a parent in an emergency. We have to be careful what we put in our policies as we have rights to do certain things in a school building. Sometimes we can't notify a parent in advance.

Ms. Zukowski noted in the last paragraph, was there an expectation that the principal be on police walk-throughs.

Dr. Rodrigue said that will be addressed.

Ms. Zukowski asked if the Board should be notified with these events in some form or have a summary with long-term monitoring like at the end of the year.

Mr. Cruson felt that it was difficult for Board members to know what we can and can't know legally.

Mr. Delia said we have to be careful in knowing too much as a Board in case we have to be involved in an expulsion hearing or grievance and being over-informed. He agreed with the summary.

Policy 5145.111 Probation/Police/Courts

Mr. Cruson said this came from C.A.B.E. There were no changes and was left as written.

Middle School and High School Graduation Programs:

Dr. Rodrigue shared that state guidelines begin March 19 which outlines a number of events that can take place.

Dr. Longobucco said with the new guidelines we are able to have two graduation ceremonies in the stadium with two guests being able to attend. There will be 190 students in each session which will be on June 11 at 5:00 p.m. and June 12 at 2:00 p.m. with student and faculty speakers at both sessions. If it rains Friday, we will add a second ceremony on June 12 at 5:00 p.m. Sunday, June 13 would only be a rain date if both days have weather issues. The students voted on the senior prom theme for June 4 which is "A Night Under the Stars." This information will be shared tomorrow.

Mr. Einhorn said the moving up ceremony will have one cluster at a time on June 9 and June 10 with a program at 4:00 p.m. and 6:00 p.m. We will use part of back field area to set up a stage and tent. Two family members can attend. The ceremony will be recorded and streamed out so that family members can view at a later time. The rain date is June 14. We are also planning field days for both grade levels. .

MOTION: Mr. Delia moved that the Board of Education approve the Middle School and High School graduation programs. Mr. Cruson seconded.

Mrs. Ku asked if things needed to be changed to come back to the Board and keep us informed. Motion passes unanimously.

Cyber Liability Insurance:

MOTION: Mr. Delia moved that the Board of Education approve the purchase of Cyber liability insurance through Corvus. Mr. Cruson seconded.

Mrs. Vadas noted that our current policy is with Cirma and they prepared a blanket policy on this at a blanket cost. Cyber insurance plans have been soaring and they will no longer be offering this policy so we have to find another company. We found two companies and this quote is only good for 30 days and feels we should act quickly. This cost was not budgeted for next year and it would start immediately with March to March coverage. The premiums would be more in July and we were advised to act now.

Mrs. Ku asked if this went through Rick Spreyer.

Mrs. Vadas said we used our insurance representative who alerted us last August or September and have been working on quotes. A few companies declined to give us coverage and Corvus was the number one choice.

Motion passes unanimously.

Communications Newsletter

MOTION: Mr. Delia moved that the Board of Education approve the Communications Subcommittee Newsletter. Mr. Cruson seconded.

Mrs. Ku noted that there were two numbers transposed on the last page in the section at the end. Technology equipment was \$29,941 and Mrs. Vadas thought it was \$29,491. Mrs. Vadas confirmed that amount.

Mr. Delia moved to amend the motion to include the edit just discussed. Mr. Cruson seconded.

Motion to amend passes unanimously.

Main motion passes unanimously.

Item 8 – Public Participation

MOTION: Mr. Cruson moved to adjourn. Mr. Vouros seconded. Motion passes unanimously.

Item 9 – Adjournment

The meeting adjourned at 9:13 p.m.

Respectively submitted:

Daniel J. Cruson, Jr.
Secretary



NEWTOWN PUBLIC SCHOOLS

Muckerman, Doug <muckermant@newtown.k12.ct.us>

Donation

1 message

Moretti, Christopher <morettic@newtown.k12.ct.us>
To: Doug Muckerman <muckermant@newtown.k12.ct.us>

Tue, Apr 6, 2021 at 2:39 PM

Good Afternoon Doug,

I have submitted a check from Pepsico in the amount of a \$20 donation. I am asking the BoE to accept the donation on our behalf.

Thank you-

--

Best,
chris

Christopher Moretti, Principal
morettic@newtown.k12.ct.us
Hawley Elementary School
29 Church Hill Road
Newtown, CT 06470
203.426.7666
<https://haw.newtown.k12.ct.us>

This email is intended only for the person to which it is addressed and may contain information that is privileged, confidential or otherwise protected from disclosure. Dissemination, distribution or copying of any of the information within this email by anyone other than the sender is prohibited, or must be explicitly approved by the sender. If you have received this email in error, please call Chris Moretti at 203-426-7666 and destroy the original message and all copies.



Foundation

The Blackbaud Giving Fund
by its agent, YourCause
65 Fairchild Street
Charleston, SC 29492

Check No. 1170143046

Date: 3/30/2021

Page 1 OF 1

The Blackbaud Giving Fund is pleased to present HAWLEY ELEMENTARY SCHOOL with the enclosed grant of \$20.00 made on behalf of PepsiCo Foundation United Way Worldwide DAF and its donors.

Grant Amount \$20.00

Donor Details

Donor information related to these funds can be accessed securely by going to our Nonprofit Portal: <https://nonprofit.yourcause.com>.

- View donor details by going to "Giving" then "Payments and Transactions".
- Donor information is only available on our Nonprofit Portal.

First Time Users, Establish an Account

- Visit NPOconnect <https://nonprofit.yourcause.com> and click on "Sign up".
- Proceed with creating your account, verifying your email, and selecting your organization.

ACH (Direct Deposit)

YourCause and The Blackbaud Giving Fund encourage you to sign up for ACH through <https://nonprofit.yourcause.com>.

- Click on "Administration" then "Disbursement Information" to sign up for ACH.
- ACH is our preferred method of payment because it's ecofriendly, secure, and faster.
- ACH can prevent the loss of funds if a check remains uncashed.

Have Questions?

If you have questions or concerns, please contact our Nonprofit Support Team at charity@yourcause.com.

Grant Terms: This grant is made subject to the following terms. By accepting this grant, you represent to The Blackbaud Giving Fund that (i) your organization is formed under the laws of the U.S. and its territories and is a public charity described in IRC sec. 509(a)(1)-(3), or a private operating foundation described in IRC sec. 4942(j)(3); (ii) this grant will be used exclusively for your organization's exempt purposes; (iii) neither the recommending donor nor any other party will receive goods, services or impermissible benefits (e.g., tuition, memberships, dues, admission to events or goods bought at auction, or anything of more than incidental benefits, admission to events or goods bought at auction) as a result of this grant; (iv) this grant does not satisfy any portion of a financial obligation (including an enforceable pledge) of any party; (v) this grant will not be used for political contributions or campaign activities; and (vi) your organization does not devote more than an insubstantial part of its activities to attempting to influence legislation by propaganda or otherwise.

You should not provide a tax receipt for this grant. This gift was made from a donor advised fund account and The Blackbaud Giving Fund has already provided the donor with a tax receipt for this donation.

The Blackbaud Giving Fund is an independent public charity that sponsors a donor advised fund program. Donors make irrevocable charitable contributions to The Blackbaud Giving Fund and have the privilege of recommending grants to qualified public charities.

FOR SECURITY PURPOSES, THE BACK OF THIS DOCUMENT CONTAINS AN ARTIFICIAL WATERMARK



The Blackbaud Giving Fund
by its agent, YourCause
65 Fairchild Street
Charleston, SC 29492

Check NO. 1170143046

BBVA Compass
88-1054/1130

DATE	AMOUNT
3/30/2021	\$*****20.00

VOID AFTER 120 DAYS

Grant terms found here: nonprofit.yourcause.com/grantterms

PAY EXACTLY Twenty And 0/100 Dollars

PAY TO THE ORDER OF HAWLEY ELEMENTARY SCHOOL
29 CHURCH HILL RD
NEWTOWN, CT 06470-1612

303

Matthew J. Nash

SIGNATURE HAS AN ARTIFICIAL WATERMARK AND YOUR DOCUMENT CONTAINS MICROPRINTING MP

**NEWTOWN BOARD OF EDUCATION
MONTHLY FINANCIAL REPORT
MARCH 31, 2021**

SUMMARY

The ninth report of the 2020-21 school year continues to provide year to date expenses, active encumbrances, anticipated obligations and year-to-date transfers. A majority of accounts are now encumbered and for those that are not, we have included estimates that can be found in the anticipated obligations column. We will continue to refine these projections and forecasts each month and enter new encumbrances when required.

During the month of March, The Board of Education spent approximately \$7.9M; \$2.0M on medical insurance (our 4th payment to the self-insurance fund), \$4.1M on salaries and approximately \$1.8M on all other objects.

The overall projected year-end balance has improved by \$74,294 now showing a balance of -\$13,128.

Major Account Movers

- **Salaries increased by \$133,422 (\$16,223 transferred in)**
- **Other Purchased Services decreased by \$196,640 (\$33,325 transferred out)**

➤ **Salary Accounts**

The overall position of the salary accounts continue to show a negative balance; however, they have much improved over the prior month. Changes that occurred in March can be found in the following areas:

- The homebound tutors and certified sub salaries for special education produced a savings of \$34,000. These funds were released as we are now able to anticipate the needs of our students and staff as we enter the last quarter of the year.
- Adjustments were made in the certified sub accounts for professional development related activity and produced approximately \$12,000.
- We released two anticipated teaching positions as we do not foresee filling them at this time. We will be filling a teaching position for special education; however, this position will be eligible for grant funding. We also reconciled our building sub account as we have had a lot of movement in this area due to teachers on leave for COVID related reasons. These changes produced approximately an additional \$70,000.
- In non-certified salaries, the overall change was minimal. We are still reporting a large balance in this area resulting from employee turnover and unfilled positions.

Note: We continue to feel the negative affect from the inability to offset the large budget in the certified turnover account. The overall salary accounts will most likely remain negative throughout the remainder of the year.

➤ **Other Purchased Services**

The projected balance in these accounts remains positive; however, we did experience a substantial decrease with the majority of this change coming from out-of-district tuition (see SPED update below). Other than tuition, changes within this object were minimal this month.

Special Education Update

We continue to monitor our special education budget, paying close attention to its out-of-district tuition costs as outplacements and mediated agreements can create large swings in this area. Last month we reconciled and adjusted our tuition account (which now includes one additional outplacement, adjusted tuition rates and summer school costs), bringing this account to a negative balance of just over -\$57,000.

Note: the out-of-district tuition line item in the report is a combination of special education out-of-district tuition and various magnet schools. Many students did not attend our high school magnet programs; therefore, leaving \$47,810 of this budget unexpended and offsetting the negative balance now forecasted in special education tuition.

We are currently reviewing all special education accounts and will provide an update as we get closer to the end of the year. At that point, we will make a recommendation to transfer the special education contingency account to the appropriate line item.

➤ **Supplies**

The supply accounts still remain positive at this time mainly due to the significant savings that we have realized in our virtual net metering program. Changes within these accounts were mostly in plant supplies as we released some of our anticipated obligations which resulted in an additional \$18,527. This account is reviewed monthly and adjusted accordingly to meet our needs.

Emergency Repairs

There were no emergency repairs for the month of March.

Revenue

Local tuition and other miscellaneous revenue was received in the amount of \$1,976.89. We anticipate the Excess Cost Grant balance to be received sometime in May.

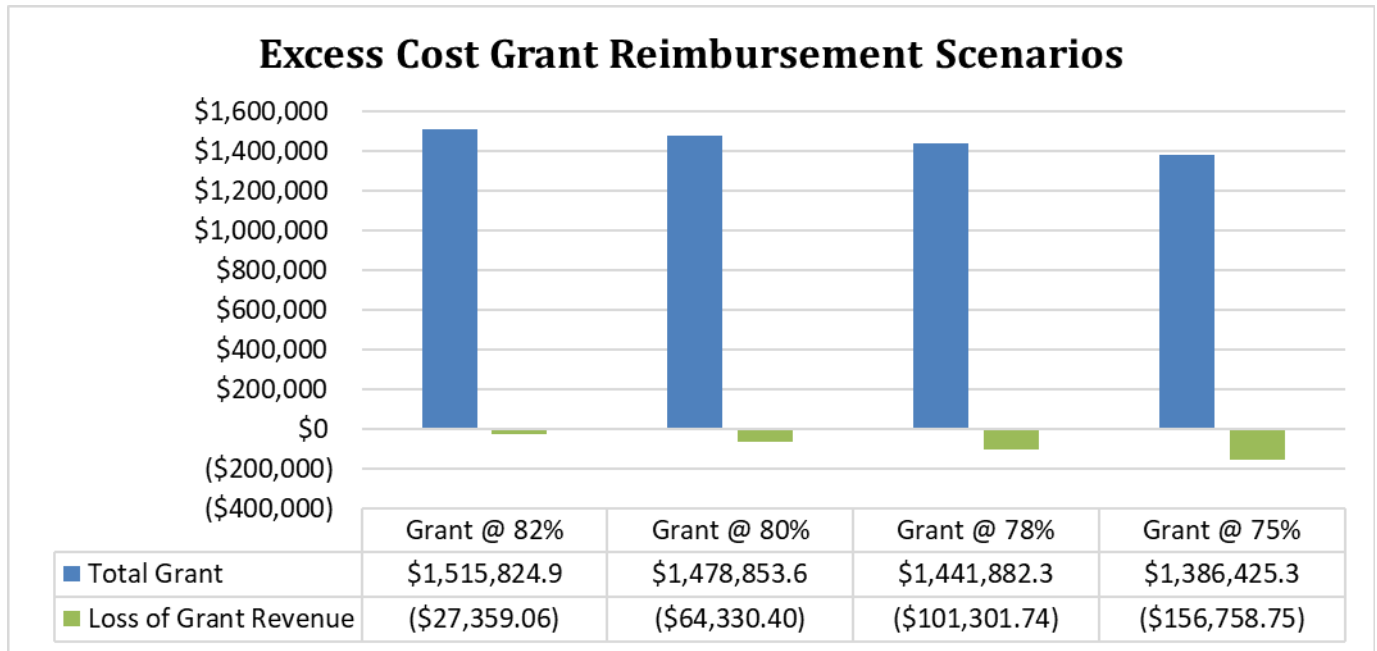
Excess Cost Grant Update

The State has not yet published the excess cost grant reimbursement percentage rates which was originally calculated at 83.48%. We are expecting to see this rate sometime in April and at that time, we will make the final adjustment to the excess cost the excess cost grant will have a final adjustment. It is difficult to predict this percentage as it is based on the current economic climate and special education costs of other districts. However, I wanted to provide an estimated overview in the event that our reimbursement rate comes in below 83.48%

You can see the changes in revenue based on the reimbursement rate, ranging from a loss of -\$27,359 to -\$156,759.

Any change will be reflected in our May deposit and we will provide the Board with an update as soon as it is made available.

The table below demonstrates the loss in grant revenue at various reimbursement rates.



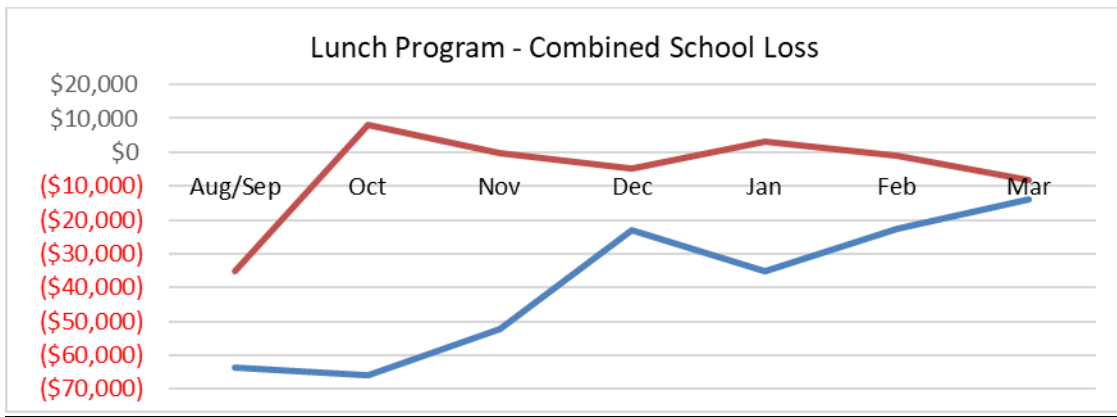
Food Service Update

The lunch program continues to be a concern although we are beginning to see additional sales especially at the High School where we actually turned a small profit for the second month in a row. The total program loss for the month of March was -\$7,863.

We are seeing greater participation in the program, especially at the High School as we moved 19,456 meals this month; although, our meal count is still down by approximately 40% when comparing to a normal year, whereas the elementary meal count was down by about 25%.

We are still estimating a full year loss in the lunch program by about -\$320,000. This account will be reviewed and reported monthly.

The chart below represents the program loss in revenue as compared to last year. The red line represents 2019-20 and the blue is the current year. Keep in mind that all operations ceased on March 13th 2020.



COVID Update

COVID related expenses are holding steady at around the \$2.6M mark with a total of \$963,185 in grant and Town funding offsets. We are also experiencing COVID related savings which can be found throughout the financial report.

Tanja Vadas
Director of Business & Finance
April 9, 2021

**NEWTOWN BOARD OF EDUCATION
2020-21 BUDGET SUMMARY REPORT
FOR THE MONTH ENDING March 31, 2021**

OBJECT CODE	EXPENSE CATEGORY	EXPENDED 2019 - 2020	2020 - 2021 APPROVED BUDGET	YTD TRANSFERS 2020 - 2021	CURRENT BUDGET	YTD EXPENDITURE	ENCUMBER	BALANCE	ANTICIPATED OBLIGATIONS	PROJECTED BALANCE	% EXP
<u>GENERAL FUND BUDGET</u>											
100	SALARIES	\$ 49,586,526	\$ 51,044,554	\$ 16,223	\$ 51,060,777	\$ 33,136,623	\$ 17,378,624	\$ 545,530	\$ 655,242	\$ (109,712)	100.21%
200	EMPLOYEE BENEFITS	\$ 11,126,524	\$ 11,435,283	\$ -	\$ 11,435,283	\$ 10,803,191	\$ 250	\$ 631,842	\$ 663,529	\$ (31,688)	100.28%
300	PROFESSIONAL SERVICES	\$ 659,940	\$ 751,382	\$ (39,550)	\$ 711,832	\$ 371,415	\$ 78,826	\$ 261,591	\$ 235,218	\$ 26,373	96.30%
400	PURCHASED PROPERTY SERV.	\$ 2,304,638	\$ 1,884,463	\$ -	\$ 1,884,463	\$ 1,271,085	\$ 336,148	\$ 277,230	\$ 286,693	\$ (9,463)	100.50%
500	OTHER PURCHASED SERVICES	\$ 8,823,709	\$ 9,314,942	\$ (33,325)	\$ 9,281,617	\$ 6,207,985	\$ 2,688,663	\$ 384,969	\$ 346,033	\$ 38,935	99.58%
600	SUPPLIES	\$ 3,347,825	\$ 3,498,335	\$ 58,952	\$ 3,557,287	\$ 2,421,830	\$ 145,396	\$ 990,061	\$ 759,958	\$ 230,104	93.53%
700	PROPERTY	\$ 831,904	\$ 549,402	\$ -	\$ 549,402	\$ 502,847	\$ 298,401	\$ (251,846)	\$ 7,000	\$ (258,846)	147.11%
800	MISCELLANEOUS	\$ 66,090	\$ 73,415	\$ (2,300)	\$ 71,115	\$ 57,846	\$ 1,944	\$ 11,325	\$ 10,156	\$ 1,168	98.36%
910	SPECIAL ED CONTINGENCY	\$ -	\$ 100,000	\$ -	\$ 100,000	\$ -	\$ -	\$ 100,000	\$ -	\$ 100,000	0.00%
TOTAL GENERAL FUND BUDGET		\$ 76,747,157	\$ 78,651,776	\$ -	\$ 78,651,776	\$ 54,772,823	\$ 20,928,252	\$ 2,950,701	\$ 2,963,830	\$ (13,128)	100.02%
900	TRANSFER NON-LAPSING										
GRAND TOTAL		\$ 76,747,157	\$ 78,651,776	\$ -	\$ 78,651,776	\$ 54,772,823	\$ 20,928,252	\$ 2,950,701	\$ 2,963,830	\$ (13,128)	100.02%

OBJECT CODE	EXPENSE CATEGORY	EXPENDED 2019 - 2020	2020 - 2021 APPROVED BUDGET	YTD TRANSFERS 2020 - 2021	CURRENT BUDGET	YTD EXPENDITURE	ENCUMBER	BALANCE	ANTICIPATED OBLIGATIONS	PROJECTED BALANCE	% EXP
100	SALARIES										
	Administrative Salaries	\$ 4,163,820	\$ 4,160,309	\$ 11,430	\$ 4,171,739	\$ 3,116,554	\$ 1,051,125	\$ 4,060	\$ 8,174	\$ (4,114)	100.10%
	Teachers & Specialists Salaries	\$ 31,619,798	\$ 32,219,745	\$ (19,930)	\$ 32,199,815	\$ 20,152,576	\$ 12,519,939	\$ (472,700)	\$ (7,314)	\$ (465,386)	101.45%
	Early Retirement	\$ 32,000	\$ 16,000	\$ -	\$ 16,000	\$ 16,000	\$ -	\$ -	\$ -	\$ -	100.00%
	Continuing Ed./Summer School	\$ 92,408	\$ 93,096	\$ -	\$ 93,096	\$ 58,259	\$ 11,647	\$ 23,190	\$ 3,750	\$ 19,440	79.12%
	Homebound & Tutors Salaries	\$ 88,213	\$ 185,336	\$ -	\$ 185,336	\$ 46,388	\$ 23,486	\$ 115,463	\$ 44,987	\$ 70,476	61.97%
	Certified Substitutes	\$ 548,648	\$ 698,193	\$ (15,000)	\$ 683,193	\$ 546,356	\$ 142,218	\$ (5,381)	\$ 50,910	\$ (56,291)	108.24%
	Coaching/Activities	\$ 643,256	\$ 656,571	\$ -	\$ 656,571	\$ 337,446	\$ 16,633	\$ 302,491	\$ 274,590	\$ 27,901	95.75%
	Staff & Program Development	\$ 173,319	\$ 143,517	\$ 41,585	\$ 185,102	\$ 93,764	\$ 16,861	\$ 74,477	\$ 80,000	\$ (5,523)	102.98%
	CERTIFIED SALARIES	\$ 37,361,462	\$ 38,172,767	\$ 18,085	\$ 38,190,852	\$ 24,367,343	\$ 13,781,909	\$ 41,600	\$ 455,097	\$ (413,497)	101.08%
	Supervisors & Technology Salaries	\$ 917,739	\$ 945,154	\$ 50,245	\$ 995,399	\$ 757,846	\$ 253,640	\$ (16,087)	\$ 9,252	\$ (25,339)	102.55%
	Clerical & Secretarial Salaries	\$ 2,310,741	\$ 2,362,981	\$ (69,514)	\$ 2,293,467	\$ 1,605,742	\$ 621,931	\$ 65,794	\$ 7,283	\$ 58,511	97.45%
	Educational Assistants	\$ 2,743,151	\$ 2,875,564	\$ (1,862)	\$ 2,873,702	\$ 1,848,112	\$ 825,837	\$ 199,753	\$ 41,144	\$ 158,610	94.48%
	Nurses & Medical Advisors	\$ 764,244	\$ 801,532	\$ 58,592	\$ 860,124	\$ 531,250	\$ 331,528	\$ (2,654)	\$ 15,500	\$ (18,154)	102.11%
	Custodial & Maint. Salaries	\$ 3,144,919	\$ 3,263,032	\$ -	\$ 3,263,032	\$ 2,282,900	\$ 873,424	\$ 106,708	\$ 17,000	\$ 89,708	97.25%
	Non-Certied Adj & Bus Drivers Salaries	\$ 22,043	\$ 81,607	\$ (56,022)	\$ 25,585	\$ 8,494	\$ 19,131	\$ (2,039)	\$ 10,750	\$ (12,789)	149.99%
	Career/Job Salaries	\$ 117,954	\$ 183,209	\$ (32,281)	\$ 150,928	\$ 25,765	\$ 64,161	\$ 61,002	\$ (12,000)	\$ 73,002	51.63%
	Special Education Svcs Salaries	\$ 1,224,685	\$ 1,355,856	\$ 48,980	\$ 1,404,836	\$ 914,032	\$ 424,443	\$ 66,361	\$ 2,416	\$ 63,945	95.45%
	Security Salaries & Attendance	\$ 594,071	\$ 621,957	\$ -	\$ 621,957	\$ 420,716	\$ 178,683	\$ 22,558	\$ -	\$ 22,558	96.37%
	Extra Work - Non-Cert.	\$ 141,823	\$ 115,447	\$ -	\$ 115,447	\$ 117,853	\$ 3,939	\$ (6,346)	\$ 11,400	\$ (17,746)	115.37%
	Custodial & Maint. Overtime	\$ 214,479	\$ 233,448	\$ -	\$ 233,448	\$ 254,754	\$ -	\$ (21,306)	\$ 86,400	\$ (107,706)	146.14%
	Civic Activities/Park & Rec.	\$ 29,216	\$ 32,000	\$ -	\$ 32,000	\$ 1,815	\$ -	\$ 30,185	\$ 11,000	\$ 19,185	40.05%
	NON-CERTIFIED SALARIES	\$ 12,225,064	\$ 12,871,787	\$ (1,862)	\$ 12,869,925	\$ 8,769,280	\$ 3,596,715	\$ 503,930	\$ 200,145	\$ 303,785	97.64%
	SUBTOTAL SALARIES	\$ 49,586,526	\$ 51,044,554	\$ 16,223	\$ 51,060,777	\$ 33,136,623	\$ 17,378,624	\$ 545,530	\$ 655,242	\$ (109,712)	100.21%

OBJECT CODE	EXPENSE CATEGORY	EXPENDED 2019 - 2020	2020 - 2021 APPROVED BUDGET	YTD TRANSFERS 2020 - 2021	CURRENT BUDGET	YTD EXPENDITURE	ENCUMBER	BALANCE	ANTICIPATED OBLIGATIONS	PROJECTED BALANCE	% EXP
200	EMPLOYEE BENEFITS										
	Medical & Dental Expenses	\$ 8,051,502	\$ 8,289,180	\$ -	\$ 8,289,180	\$ 8,273,446	\$ -	\$ 15,734	\$ 15,734	\$ -	100.00%
	Life Insurance	\$ 86,352	\$ 86,760	\$ -	\$ 86,760	\$ 65,214	\$ -	\$ 21,546	\$ 21,546	\$ -	100.00%
	FICA & Medicare	\$ 1,523,488	\$ 1,602,597	\$ -	\$ 1,602,597	\$ 1,066,853	\$ -	\$ 535,744	\$ 520,744	\$ 15,000	99.06%
	Pensions	\$ 863,104	\$ 913,394	\$ -	\$ 913,394	\$ 867,639	\$ 250	\$ 45,505	\$ 65,505	\$ (20,000)	102.19%
	Unemployment & Employee Assist.	\$ 122,970	\$ 82,000	\$ -	\$ 82,000	\$ 83,876	\$ -	\$ (1,876)	\$ 40,000	\$ (41,876)	151.07%
	Workers Compensation	\$ 479,108	\$ 461,352	\$ -	\$ 461,352	\$ 446,163	\$ -	\$ 15,189	\$ -	\$ 15,189	96.71%
	SUBTOTAL EMPLOYEE BENEFITS	\$ 11,126,524	\$ 11,435,283	\$ -	\$ 11,435,283	\$ 10,803,191	\$ 250	\$ 631,842	\$ 663,529	\$ (31,688)	100.28%
300	PROFESSIONAL SERVICES										
	Professional Services	\$ 500,341	\$ 559,102	\$ -	\$ 559,102	\$ 304,076	\$ 73,358	\$ 181,667	\$ 190,732	\$ (9,064)	101.62%
	Professional Educational Serv.	\$ 159,599	\$ 192,280	\$ (39,550)	\$ 152,730	\$ 67,339	\$ 5,467	\$ 79,924	\$ 44,487	\$ 35,437	76.80%
	SUBTOTAL PROFESSIONAL SERV.	\$ 659,940	\$ 751,382	\$ (39,550)	\$ 711,832	\$ 371,415	\$ 78,826	\$ 261,591	\$ 235,218	\$ 26,373	96.30%
400	PURCHASED PROPERTY SERV.										
	Buildings & Grounds Contracted Svc.	\$ 716,095	\$ 664,859	\$ -	\$ 664,859	\$ 456,162	\$ 164,632	\$ 44,064	\$ 40,000	\$ 4,064	99.39%
	Utility Services - Water & Sewer	\$ 134,403	\$ 146,945	\$ -	\$ 146,945	\$ 74,246	\$ -	\$ 72,699	\$ 68,399	\$ 4,300	97.07%
	Building, Site & Emergency Repairs	\$ 503,227	\$ 460,850	\$ -	\$ 460,850	\$ 361,289	\$ 41,447	\$ 58,113	\$ 104,040	\$ (45,926)	109.97%
	Equipment Repairs	\$ 283,175	\$ 351,506	\$ -	\$ 351,506	\$ 198,142	\$ 80,407	\$ 72,957	\$ 42,819	\$ 30,138	91.43%
	Rentals - Building & Equipment	\$ 268,547	\$ 260,303	\$ -	\$ 260,303	\$ 181,246	\$ 49,661	\$ 29,396	\$ 31,435	\$ (2,039)	100.78%
	Building & Site Improvements	\$ 399,191	\$ -	\$ -	\$ -	\$ -	\$ -	\$ -	\$ -	\$ -	
	SUBTOTAL PUR. PROPERTY SERV.	\$ 2,304,638	\$ 1,884,463	\$ -	\$ 1,884,463	\$ 1,271,085	\$ 336,148	\$ 277,230	\$ 286,693	\$ (9,463)	100.50%

OBJECT CODE	EXPENSE CATEGORY	EXPENDED 2019 - 2020	2020 - 2021 APPROVED BUDGET	YTD TRANSFERS 2020 - 2021	CURRENT BUDGET	YTD EXPENDITURE	ENCUMBER	BALANCE	ANTICIPATED OBLIGATIONS	PROJECTED BALANCE	% EXP
500	OTHER PURCHASED SERVICES										
	Contracted Services	\$ 750,419	\$ 669,215	\$ (24,225)	\$ 644,990	\$ 731,942	\$ 53,219	\$ (140,172)	\$ 203,862	\$ (344,034)	153.34%
	Transportation Services	\$ 3,827,061	\$ 4,457,135	\$ -	\$ 4,457,135	\$ 2,667,547	\$ 1,016,848	\$ 772,740	\$ 384,840	\$ 387,900	91.30%
	Insurance - Property & Liability	\$ 378,323	\$ 378,032	\$ -	\$ 378,032	\$ 402,843	\$ -	\$ (24,811)	\$ -	\$ (24,811)	106.56%
	Communications	\$ 142,944	\$ 146,872	\$ -	\$ 146,872	\$ 111,915	\$ 69,454	\$ (34,496)	\$ (22,882)	\$ (11,614)	107.91%
	Printing Services	\$ 24,637	\$ 31,040	\$ (500)	\$ 30,540	\$ 6,525	\$ 9,473	\$ 14,542	\$ 13,145	\$ 1,397	95.43%
	Tuition - Out of District	\$ 3,527,920	\$ 3,399,851	\$ -	\$ 3,399,851	\$ 2,232,391	\$ 1,459,451	\$ (291,991)	\$ (282,111)	\$ (9,880)	100.29%
	Student Travel & Staff Mileage	\$ 172,406	\$ 232,797	\$ (8,600)	\$ 224,197	\$ 54,822	\$ 80,218	\$ 89,157	\$ 49,179	\$ 39,978	82.17%
	SUBTOTAL OTHER PURCHASED SERV.	\$ 8,823,709	\$ 9,314,942	\$ (33,325)	\$ 9,281,617	\$ 6,207,985	\$ 2,688,663	\$ 384,969	\$ 346,033	\$ 38,935	99.58%
600	SUPPLIES										
	Instructional & Library Supplies	\$ 805,612	\$ 801,275	\$ (6,500)	\$ 794,775	\$ 576,460	\$ 72,614	\$ 145,701	\$ 164,536	\$ (18,835)	102.37%
	Software, Medical & Office Supplies	\$ 212,777	\$ 221,701	\$ -	\$ 221,701	\$ 130,151	\$ 25,060	\$ 66,490	\$ 67,792	\$ (1,301)	100.59%
	Plant Supplies	\$ 423,659	\$ 356,400	\$ -	\$ 356,400	\$ 441,321	\$ 31,097	\$ (116,018)	\$ 60,640	\$ (176,658)	149.57%
	Electric	\$ 1,164,615	\$ 1,228,072	\$ -	\$ 1,228,072	\$ 755,288	\$ -	\$ 472,784	\$ 120,284	\$ 352,500	71.30%
	Propane & Natural Gas	\$ 347,253	\$ 431,350	\$ -	\$ 431,350	\$ 245,822	\$ -	\$ 185,528	\$ 156,028	\$ 29,500	93.16%
	Fuel Oil	\$ 76,257	\$ 63,000	\$ -	\$ 63,000	\$ 43,987	\$ -	\$ 19,013	\$ 19,013	\$ -	100.00%
	Fuel for Vehicles & Equip.	\$ 122,159	\$ 205,031	\$ -	\$ 205,031	\$ 105,346	\$ -	\$ 99,685	\$ 55,685	\$ 44,000	78.54%
	Textbooks	\$ 195,495	\$ 191,506	\$ 65,452	\$ 256,958	\$ 123,456	\$ 16,624	\$ 116,878	\$ 115,980	\$ 898	99.65%
	SUBTOTAL SUPPLIES	\$ 3,347,825	\$ 3,498,335	\$ 58,952	\$ 3,557,287	\$ 2,421,830	\$ 145,396	\$ 990,061	\$ 759,958	\$ 230,104	93.53%

OBJECT CODE	EXPENSE CATEGORY	EXPENDED 2019 - 2020	2020 - 2021 APPROVED BUDGET	YTD TRANSFERS 2020 - 2021	CURRENT BUDGET	YTD EXPENDITURE	ENCUMBER	BALANCE	ANTICIPATED OBLIGATIONS	PROJECTED BALANCE	% EXP
700	PROPERTY										
	Technology Equipment	\$ 559,515	\$ 410,000	\$ -	\$ 410,000	\$ 464,284	\$ 197,619	\$ (251,903)	\$ -	\$ (251,903)	161.44%
	Other Equipment	\$ 272,389	\$ 139,402	\$ -	\$ 139,402	\$ 38,563	\$ 100,782	\$ 57	\$ 7,000	\$ (6,943)	104.98%
	SUBTOTAL PROPERTY	\$ 831,904	\$ 549,402	\$ -	\$ 549,402	\$ 502,847	\$ 298,401	\$ (251,846)	\$ 7,000	\$ (258,846)	147.11%
800	MISCELLANEOUS										
	Memberships	\$ 66,090	\$ 73,415	\$ (2,300)	\$ 71,115	\$ 57,846	\$ 1,944	\$ 11,325	\$ 10,156	\$ 1,168	98.36%
	SUBTOTAL MISCELLANEOUS	\$ 66,090	\$ 73,415	\$ (2,300)	\$ 71,115	\$ 57,846	\$ 1,944	\$ 11,325	\$ 10,156	\$ 1,168	98.36%
910	SPECIAL ED CONTINGENCY	\$ -	\$ 100,000	\$ -	\$ 100,000	\$ -	\$ -	\$ 100,000	\$ -	\$ 100,000	0.00%
	TOTAL LOCAL BUDGET	\$ 76,747,157	\$ 78,651,776	\$ -	\$ 78,651,776	\$ 54,772,823	\$ 20,928,252	\$ 2,950,701	\$ 2,963,830	\$ (13,128)	100.02%

REVENUES										
<u>EXCESS COST GRANT REVENUE</u>	EXPENDED 2019 - 2020	APPROVED BUDGET	PROJECTED 1-Dec	PROJECTED 1-Mar	VARIANCE Dec to March	FEB DEPOSIT	MAY DEPOSIT	% TO BUDGET		
Special Education Svcs Salaries ECG	\$ (33,039)	\$ (26,247)	\$ (39,115)	\$ (31,680)	\$ (7,435)	\$ (22,367)	\$ (9,313)	120.70%		
Transportation Services - ECG	\$ (354,206)	\$ (402,480)	\$ (244,709)	\$ (258,303)	\$ 13,594	\$ (182,364)	\$ (75,939)	64.18%		
Tuition - Out of District ECG	\$ (1,372,981)	\$ (1,381,462)	\$ (1,195,965)	\$ (1,253,201)	\$ 57,236	\$ (954,090)	\$ (299,111)	90.72%		
Total	\$ (1,760,226)	\$ (1,810,189)	\$ (1,479,789)	\$ (1,543,184)	\$ 63,395	\$ (1,158,821)	\$ (384,363)	85.25%		
OTHER REVENUES										
<u>BOARD OF EDUCATION FEES & CHARGES - SERVICES</u>		APPROVED BUDGET	ANTICIPATED	RECEIVED	BALANCE	% RECEIVED				
LOCAL TUITION		\$32,340	\$8,605	\$24,745	\$7,595	76.52%				
HIGH SCHOOL FEES FOR PARKING PERMITS		\$30,000	\$0	\$20,000	\$10,000	66.67%				
MISCELLANEOUS FEES		\$6,000	\$3,596	\$3,371	\$2,629	56.19%				
TOTAL SCHOOL GENERATED FEES		\$68,340		\$48,116	\$20,224	70.41%				
<u>OTHER GRANTS & SPECIAL REVENUE OFFSETS</u>						% RECEIVED				
Excess Cost Grant State Reimbursement		\$ (1,810,189)	\$ (1,543,184)	\$ (1,158,821)	\$ (384,363)	75.09%				
Corona Relief Grant - State Entitlement Grant		\$380,841		\$380,841		100.00%				
Town Municipal Portion of CRF Grant		\$165,000		\$165,000		100.00%				
Town Capital Non-recurring Revenue Fund		\$400,000		\$400,000		100.00%				



2 Curriculum Developers

Unit:	Lessons	Month																																															
		Sep					Oct					Nov					Dec					Jan					Feb					Mar					Apr					May					Jun		
Interconnection of Machines	0	1	2	3	4	5	6	7	8	9	10	11	12	13	14	15	16	17	18	19	20	21	22	23	24	25	26	27	28	29	30	31	32	33	34	35	36	37	38										
Controlling Machines	0																																																
Designing Machines to Solve Problems	0																																																
Evolution of machinery	0																																																



Unit Planner: Interconnection of Machines Applied Robotics Technology

Newtown High School > 2020-2021 > Grade 9 > F&AA: Technology > Applied
Robotics Technology (C) > Week 1 - Week 3

Last Updated: Monday, March 1, 2021
by Steven George Jr

Interconnection of Machines

George Jr, Steven; Holst-Grubbe, Erik

- [Unit Planner](#)
- [Lesson Planner](#)

Concept-Based Unit Development Graphic Organizer (Download)

Unit Web Template (Optional)

Concepts / Conceptual Lens

Please attach your completed Unit Web Template here

Interconnections

Strand 1 - Problem Solving

Strand 2 - Innovation

Strand 3 - Engineering & Design Process

Generalizations / Enduring Understandings

- 1) People build machines to solve an identified problem.
- 2) A deep understanding of the laws of physics facilitates innovation.
- 3) The design process requires display of technical and social skills.
- 4) Progress follows evaluating strengths and weaknesses of current designs.

Guiding Questions

Please identify the type of question: (F) Factual, (C) Conceptual, (P) Provocative [Debatable]

1) Machines are created to solve problems.
What is innovation? (F)
How can a machine solve a problem? (C)

2) A deep understanding of the laws of physics allows innovation.
What laws of physics are applied to create a working robot? (F)
What knowledge is required to best solve problems through mechanics? (F)
How can mechanical advantage improve a machine's output? (C)

3) The design process requires technical and social skills.
What are the key components in forming a plan as a team? (P)
What is the design process? (F)

4) Progress is evaluating strengths and weaknesses.
Does identifying strengths and weaknesses of a design advance progress? (P)

Standard(s)

Connecticut Core Standards / Content Standards

NGSS: Science and Engineering Practices

NGSS: 9-12

Practice 2. Developing and using models

Modeling in 9–12 builds on K–8 experiences and progresses to using, synthesizing, and developing models to predict and show relationships among variables between systems and their components in the natural and designed worlds.

Develop and/or use multiple types of models to provide mechanistic accounts and/or predict phenomena, and move flexibly between model types based on merits and limitations.

Practice 6. Constructing explanations (for science) and designing solutions (for engineering)

Constructing explanations and designing solutions in 9–12 builds on K–8 experiences and progresses to explanations and designs that are supported by multiple and independent student-generated sources of evidence consistent with scientific ideas, principles, and theories.

Design, evaluate, and/or refine a solution to a complex real-world problem, based on scientific knowledge, student-generated sources of evidence, prioritized criteria, and tradeoff considerations.

© Copyright 2013 Achieve, Inc. All rights reserved.

Access the interactive version of the NGSS [here](#)

Objective(s)

Bloom/ Anderson Taxonomy / DOK Language

The student will be able to:

Given a set of plans, build the basic undercarriage of a VEX robot.

Construct drive trains, and steering components to optimize VEX robot performance for a given task.

Critical Content & Skills

*What students must **KNOW and be able to DO***

Use VEX robotics components to construct a model with given criteria.

Read blueprints to construct a robot using tools, measurements, and drive train components.

Core Learning Activities

Building a VEX Racer

Modify basic design to optimize efficiency.

[mechanical-advantage.pdf](#)

[Interconnection of Machines Rubric](#)

Assessments

Interconnection of Machines

Summative: Technology Project

The student will follow the plans to build the RecBot without the claw. The goal of the robot is to understand the pieces which VEX offers to change power, torque, and speed. Students follow the basic design from the manual, but feel free to change: tire size and gear ratio. This robot will be remote controlled by a user and must be able to weave in and out of predetermined obstacle course.

[Interconnection of Machines Rubric.xlsx - Sheet1.pdf](#)

[Basic Robot Build.pdf](#)

Resources

Professional & Student

See building instructions below.

[robo-rally.pdf](#)

Student Learning Expectation & 21st Century Skills

Information Literacy

Critical Thinking

Spoken Communication

Written Performance

- Critical Thinking

Interdisciplinary Connections

Science - Build models and make predictions on components within a system.

Math - Make sense of problems and persevere in solving them.



Atlas Version 9.6.1

© 2021 Faria Education Group Ltd. All rights reserved. Privacy Policy



Unit Planner: Controlling Machines Applied Robotics Technology

Newtown High School > 2020-2021 > Grade 9 > F&AA: Technology > Applied
Robotics Technology (C) > Week 4 - Week 8

Last Updated: Monday, March 1, 2021
by Erik Holst-Grubbe

Controlling Machines

George Jr, Steven; Holst-Grubbe, Erik

- [Unit Planner](#)
- [Lesson Planner](#)

Concept-Based Unit Development Graphic Organizer (Download)

Unit Web Template (Optional)

Concepts / Conceptual Lens

Please attach your completed Unit Web Template here

FORCE

Strand 1 - Mechanical Advantage

Strand 2 - Efficiency

Strand 3 - Technology

Generalizations / Enduring Understandings

- 1) Mechanical advantage can be applied to help increase force.
- 2) Computer interaction with machines increases efficiency.
- 3) Controlling variables is key in solving a given problem efficiently.
- 4) Programming machines with technology increases efficiency and reduces human intervention.

Guiding Questions

Please identify the type of question: (F) Factual, (C) Conceptual, (P) Provocative [Debatable]

1. Mechanical Advantage
What types of devices can aid in lifting and manipulating an object? (F)
What different factors have an effect on mechanical advantage? (F)
How can speed, power and torque work to your advantage? (C)
What is the best configuration of parts to create mechanical advantage for the challenge? (P)
2. Vex Programming Language
What types of commands can be used to perform a task? (F)
What is VEX V5 and how does it operate? (F)
How can different commands be written together to perform a desired outcome? (C)
Which commands can be best used together to create a desired outcome? (P)
3. Sensors and Sensing
What types of sensors can help control a machine? (F)
How can different sensors work together to perform a task? (C)
How are programming languages and optical sensors best paired to create a desired outcome? (C)
Is human control more efficient than autonomous control? (P)
4. Programming machines with technology increases the efficiency and reduces human intervention.
In what ways can robots be controlled for a given task

through programming? (F)
How can computers make machines more efficient? (C)

Standard(s)

Connecticut Core Standards / Content Standards

NGSS: Science and Engineering Practices

NGSS: 9-12

Practice 2. Developing and using models

Modeling in 9–12 builds on K–8 experiences and progresses to using, synthesizing, and developing models to predict and show relationships among variables between systems and their components in the natural and designed worlds.

Develop a complex model that allows for manipulation and testing of a proposed process or system.

Connections to the Nature of Science: Most Closely Associated with Practices

Science Models, Laws, Mechanisms, and Theories Explain Natural Phenomena

Models, mechanisms, and explanations collectively serve as tools in the development of a scientific theory.

NGSS: Crosscutting Concepts

NGSS: 9-12

Crosscutting Statements

4. Systems and System Models – A system is an organized group of related objects or components; models can be used for understanding and predicting the behavior of systems.

Systems can be designed to do specific tasks.

CT: CTE: Technology Education (PS 2015)

Grades 9-12

Engineering Technology

G. Engineering Principles: Identify and describe the various systems that are part of the engineering field, including static, mechanical, electricity, fluid power, and thermal principles.

21. Describe and apply the following mechanical systems principles: Law of Conservation of Energy, six simple machines, mechanical advantage, efficiency, work, rate, and friction/resistance.

CT: CTE: Technology Education (PS 2011)

Grades 9-12

PS: Pre-Engineering Technology

G. Engineering Systems: Identify and describe the various systems that are part of the engineering field including electrical, electronics, hydraulic, pneumatics, mechanical, fluid and thermal systems.

37. Use appropriate electrical, mechanical, fluid and thermal units to solve problems.

© Copyright 2013 Achieve, Inc. All rights reserved.

Access the interactive version of the NGSS [here](#)

Objective(s)

Bloom/ Anderson Taxonomy / DOK Language

The student will;

Identify key components in the creation of torque, speed, power and leverage.

Explain the purpose of a touch sensor, sonar sensor, Limit Switch, and line follower.
 Determine the best course of action to utilize sensor technology to accomplish a task.
 Arrange sensors in appropriate locations to accomplish a given task.
 Hypothesize the best arrangement for motors, gears, and tires to maximize productivity.
 Create a model which integrates power, torque, leverage and sensing.
 Coordinate power and coding to produce a desired outcome.
 Communicate the robot's behavior through use of current VEX programming language.

Critical Content & Skills

What students must KNOW and be able to DO

1. Apply concepts of gearing, torque, speed and power in designing a robot for a challenge.
2. Interact with the VEX platform to create a working model.
3. Use sensors to create autonomous functions.
4. Program VEX cortex using Vex V5 to interact with sensors, motors and devices.

Core Learning Activities

1. Add Sensors to Clawbot to perform a desired outcome
2. Watch Tutorials on VEX Virtual world
3. Practice programming in the Vex Virtual World
4. Program sensors in Clawbot to perform a desired outcome.

[clawbot-controller-v5.pdf](#)
[Vex Virtual World Assignments](#)
[Vex V5 Virtual World](#)
[Autonomous Robot Rubric](#)

Assessments

Controlling Robots

Summative: Technology Project

This assignment will measure the students ability to create a machine to accomplish a basic VEX competition movement. Students must follow the attached directions to build a Robot that can sense, turn and follow a path to a finish line using autonomous control. To accomplish this task, students will need to learn and master:

1. The use of torque, power and speed.
2. The integration of sensors into your design to achieve the desired movements.
3. Communicate your commands using Robot C

[CONTROLLING MACHINES.docx](#)
[autonomous Robot.xlsx - Sheet1.pdf](#)
[recbot with pic.pdf](#)

Resources

Professional & Student
[CS-STEM CURRICULUM](#)
[speed power and torque](#)
[to-do-or-not-to-do.pdf](#)
[VEX V5 Tutorials](#)

Student Learning Expectation & 21st Century Skills

[Information Literacy](#)

[Critical Thinking](#)

[Spoken Communication](#)

[Written Performance](#)

- Critical Thinking

Interdisciplinary Connections

Science - Develop a complex model that allows for manipulation and testing of a proposed process or system.

Science - Use appropriate electrical, mechanical, fluid and thermal units to solve problems.





Unit Planner: Designing Machines to Solve Problems Applied Robotics Technology

Newtown High School > 2020-2021 > Grade 9 > F&AA: Technology > Applied
Robotics Technology (C) > Week 9 - Week 13

Last Updated: Monday, March 1, 2021
by Steven George Jr

Designing Machines to Solve Problems

George Jr, Steven; Holst-Grubbe, Erik

- [Unit Planner](#)
- [Lesson Planner](#)

Concept-Based Unit Development Graphic Organizer (Download)

Unit Web Template (Optional)

Concepts / Conceptual Lens

Please attach your completed Unit Web Template here

Workplace Readiness

Strand 1 - Collaboration and Teamwork

Strand 2 - Critical Thinking

Strand 3 - Initiative and Self Direction

Strand 4 - Content Knowledge Matters

Generalizations / Enduring Understandings

- 1) The engineering process is divided into a circular set of steps that helps refine ideas.
- 2) Problem solving involves consideration of strengths and weaknesses of a given idea.
- 3) Consideration of all available resources is essential when solving a problem.
- 4) STEM principles of speed, power, torque, and leverage need to be manipulated to create the best functionality of a mechanical product.

Guiding Questions

Please identify the type of question: (F) Factual, (C) Conceptual, (P) Provocative [Debatable]

- 1) The Engineering process is divided into a circular set of steps that helps refine ideas.
What is the engineering process? (F)
- 2) Problem solving involves consideration of strengths and weaknesses of a given idea.
How are speed, power, torque and leverage manipulated to make the best mechanical advantage for a given problem? (C)
How do you evaluate the strengths and weaknesses of a variety of solutions? (P)
- 3) Consideration of all available resources is essential when solving a problem.
What are the functions of the parts available to solve the challenge? (F)
What is the best way to consider whether or not use an available resource to meet the demands of the challenge? (P)
- 4) STEM principles of speed, power, torque, and leverage need to be manipulated to create the best functionality of a mechanical product.
What are speed, power, torque, and leverage? (F)
How are speed, power, torque, and leverage related? (C)

Standard(s)

Connecticut Core Standards / Content Standards

NGSS: Science and Engineering Practices

NGSS: 9-12

Practice 1. Asking questions (for science) and defining problems (for engineering)

Asking questions and defining problems in 9–12 builds on K–8 experiences and progresses to formulating, refining, and evaluating empirically testable questions and design problems using models and simulations.

Ask questions to clarify and refine a model, an explanation, or an engineering problem.

Define a design problem that involves the development of a process or system with interacting components and criteria and constraints that may include social, technical, and/or environmental considerations.

Practice 2. Developing and using models

Modeling in 9–12 builds on K–8 experiences and progresses to using, synthesizing, and developing models to predict and show relationships among variables between systems and their components in the natural and designed worlds.

Evaluate merits and limitations of two different models of the same proposed tool, process, mechanism or system in order to select or revise a model that best fits the evidence or design criteria.

Design a test of a model to ascertain its reliability.

Develop, revise, and/or use a model based on evidence to illustrate and/or predict the relationships between systems or between components of a system.

Develop a complex model that allows for manipulation and testing of a proposed process or system.

CT: CTE: Technology Education (PS 2011)

Grades 9-12

PS: Pre-Engineering Technology

B. Design Process: Describe the design process including identify the problem, determining constraints and limitations, analyzing potential solutions as well as the creation of a prototype for testing.

5. Identify principles of a problem.
6. Describe the process for researching known, relevant information, constraints and limitations.
8. Develop details of a solution.
9. Build a prototype from plans.
10. Test a prototype.

© Copyright 2013 Achieve, Inc. All rights reserved.
Access the interactive version of the NGSS [here](#)

Objective(s)

Bloom/ Anderson Taxonomy / DOK Language

- The student will;
- Hypothesize several machines to accomplish the challenge.
- Engineer a working model to accomplish the challenge.
- Solve a solution to the design challenge.
- Build a working model to solve the design challenge.

Critical Content & Skills

What students must **KNOW and be able to DO**

1. Gearing, torque, speed and power and apply them to the challenge.
2. Interact with the VEX platform to create a working model.
3. Use sensors to create autonomous functions.
4. Program VEX cortex using VEX V5 to interact with sensors, motors and devices.
5. Design and create a lifting mechanism.
6. Work with classmates to solve a problem.
7. Create solutions to a problem.

Core Learning Activities

Build and program controlling arms/lifting mechanisms to manipulate speed power and torque ratios to accomplish a task.
Test robotic models and go through the iteration process to refine ideas and choose the most effective robotic design for a given task.

[design-request.pdf](#)
[Vex Robotics Challenge](#)
[Vex Competition Rubric](#)

Assessments

Competition Robot Rubric Technology Project

The problem you are trying to solve is to complete a basic VEX competition task. Your Design must move a tennis ball object from one side of the field to another and successfully drop it in a goal.

[Designing Machines to Solve Problem.pdf](#)
[Vex Competition Robot Rubric - Sheet1.pdf](#)

Resources

Professional & Student

See below.

[4 4-3 controllingArm1.mp4](#)

[4 4-4 controllingArm2.mp4](#)

[4 4-5 controllingArm3.mp4](#)

<https://curriculum.vexrobotics.com/curriculum/object-manipulation/design-activity.html>

<https://curriculum.vexrobotics.com/curriculum/lifting-mechanisms.html>

[speed, power and torque](#)

[testing and iteration process](#)

[Engineering Guide](#)

Student Learning Expectation & 21st Century Skills

[Information Literacy](#)

[Critical Thinking](#)

[Spoken Communication](#)

[Written Performance](#)

- Critical Thinking

Interdisciplinary Connections

Science - Defining the principles of a problem, researching and using available resources to solve it.



Atlas Version 9.6.1

© 2021 [Faria Education Group Ltd.](#) All rights reserved. [Privacy Policy](#)



Unit Planner: Evolution of machinery Applied Robotics Technology

Newtown High School > 2020-2021 > Grade 9 > F&AA: Technology > Applied
Robotics Technology (C) > Week 1 - Week 19

Last Updated: Monday, March 1, 2021
by Steven George Jr

Evolution of machinery

George Jr, Steven; Holst-Grubbe, Erik

- [Unit Planner](#)
- [Lesson Planner](#)

Concept-Based Unit Development Graphic Organizer (Download)

Unit Web Template (Optional)

Concepts / Conceptual Lens

Please attach your completed Unit Web Template here

Evolution

Strand 1 - Refinement

Strand 2 - Strategy and Decision Making

Strand 3 - Management and Organization

Strand 4 - Problem Solving and Persistence

Generalizations / Enduring Understandings

- 1) The evolution of human technological ideas has come about through dedication and hard work.
- 2) Strategy is a plan of action to achieve an overall goal.
- 3) A deep understanding of STEM concepts are necessary to achieve in robotics competition.
- 4) Breaking down an overall problem into discrete parts is essential in solving that problem.
- 5) Problem solving is a human endeavor. social skills and positive interaction with teammates is essential to success.
- 6) Time is a resource that needs to be managed.

Guiding Questions

Please identify the type of question: (F) Factual, (C) Conceptual, (P) Provocative [Debatable]

1) The evolution of human technological ideas has come about through dedication and hard work.
F-Are ideas best thought of and refined by individuals or groups? (F)

2) Strategy is a plan of action to achieve an overall goal.
How do teams work together and strategize to gain the most points in competition? (C)

3) A deep understanding of STEM concepts are necessary to achieve in robotics competition.
What are the STEM concepts? (F)
How can the STEM concepts be applied to robotics? (C)
What is innovation? (C)

4) Breaking down an overall problem into discrete parts is essential in solving that problem.
What are the qualities in a human being that makes them an innovator? (P)

5) Problem solving is a human endeavor. social skills and positive interaction with teammates is essential to success.
What does a highly functioning team look like? (P)

6) Time is a resource that needs to be managed.
How can a team manage time to best achieve success? (C)

Standard(s)

Connecticut Core Standards / Content Standards

NGSS: Science and Engineering Practices

NGSS: 9-12

Practice 1. Asking questions (for science) and defining problems (for engineering)

Asking questions and defining problems in 9–12 builds on K–8 experiences and progresses to formulating, refining, and evaluating empirically testable questions and design problems using models and simulations.

Ask questions that arise from careful observation of phenomena, or unexpected results, to clarify and/or seek additional information.

Ask questions to determine relationships, including quantitative relationships, between independent and dependent variables.

Practice 2. Developing and using models

Modeling in 9–12 builds on K–8 experiences and progresses to using, synthesizing, and developing models to predict and show relationships among variables between systems and their components in the natural and designed worlds.

Evaluate merits and limitations of two different models of the same proposed tool, process, mechanism or system in order to select or revise a model that best fits the evidence or design criteria.

Design a test of a model to ascertain its reliability.

© Copyright 2013 Achieve, Inc. All rights reserved.

Access the interactive version of the NGSS [here](#)

Objective(s)

Bloom/ Anderson Taxonomy / DOK Language

The student will be able to;

Identify the challenge or task to which the design team needs to achieve.

Prioritize parts of the problem into discrete parts.

Organize team members into sub-groups to tackle different aspects of the problem.

Build an efficient robot using the previously learned knowledge and skills.

Modify and adjust plans and mechanical structures as problems arise.

Create and adjust a time schedule with reasonable check points.

Critical Content & Skills

*What students must **KNOW and be able to DO***

Program, construct, use sensors, build within specific criteria.

Create a product which utilizes mechanical advantage to perform a task.

Use brainstorming to solve problems.

Work in a team to accomplish a goal.

Recall past experiences to shape a competitive product.

Core Learning Activities

Dissect the elements of the current robotics competition.
Brainstorm several viable solutions.

Choose one solution to build based on evidence of its strengths.

Construct a Robot based on the task at hand.

Problem solve and troubleshoot challenges as they arise.

Break down the problem of the competition into discrete parts.

Create an incremental breakdown of time and tasks to ensure success.

Evolution of Machines Rubric

Assessments

Final Competition

Summative: Technology Project

Students will participate in the current Vex Competition. This project will require all of the knowledge and design they have acquired throughout the semester.

[Evolution of Machines Rubric.docx](#)

[Vex Competition](#)

Resources

Professional & Student

See below.

[Developmental Steps to Prepare for Game](#)

[Analyzing the Game.pdf](#)

[Cost Benefit Analysis.pdf](#)

[Prioritize Tasks.pdf](#)

[Game Rules, and Regulation](#)

[projectPlaning.mp4](#)

[6 4-2 CompetitionProgram2.mp4](#)

[6 4-3 CompetitionSwitch.mp4](#)

The Change Up Game

Student Learning Expectation & 21st Century Skills

Information Literacy

Critical Thinking

Spoken Communication

Written Performance

- Critical Thinking

Interdisciplinary Connections

Physical Education - Respect for teammates and competition rules. Uses communication skills to promote team dynamics.

Science - Using careful observation to ask questions regarding dependent and independent variables.



Atlas Version 9.6.1

© 2021 [Faria Education Group Ltd.](#) All rights reserved. [Privacy Policy](#)



Unit Planner: Understanding Accounts and Process of Journalizing Accounting 1

Newtown High School > 2020-2021 > Grade 9 > Mathematics > Accounting 1 > Week 1 - Week 4

Last Updated: Saturday, February 13, 2021 by Crooke Chelsea

Understanding Accounts and Process of Journalizing
Burgess, Brendan; Chelsea, Crooke; Holst-Grubbe, Erik; Swann, Jolene

- [Unit Planner](#)
- [Lesson Planner](#)

Concept-Based Unit Development Graphic Organizer (Download)

Unit Web Template (Optional)

Concepts / Conceptual Lens

Please attach your completed Unit Web Template here

Conceptual Lens: System

Concepts: Account, Asset, Liability, Owner's Equity, Revenue, Expense, Equity, Transaction, Debit, Credit, Accounting Equation, T-Accounts, Double Entry, Journal, Journalizing Steps, Transaction Analysis, Entry, Source Document

Generalizations / Enduring Understandings

1. Each account is classified into a category of an asset, liability or owner's equity.
2. Revenue and Expense accounts contribute to a business's equity.
3. Analyzing a business transaction into debit/credit parts maintains consistency in accounting recording procedures to balance accounting records.
4. T-Accounts demonstrate a visual depiction of double entry accounting.
5. A journal collects transactions to help the business organize their financial activities citing the source document.
6. Journalizing steps ensure the transaction analysis is completed.

Guiding Questions

Please identify the type of question: (F) Factual, (C) Conceptual, (P) Provocative [Debatable]

1.
 - a. What does each account classify as? (F)
 - b. What differentiates an asset, liability, and owner's equity account? (C)
 - c. What does each account mean to a business? (C)
2.
 - a. How does revenue minus expenses relate to the business's equity? (C)
 - b. What are considered revenue and expense accounts? (F)
 - c. Is a business's success dependent on the amount of expenses? (P)
3.
 - a. What accounts are increased/decreased by a debit? (F)
 - b. What accounts are increased/decreased by a credit? (F)
 - c. How do debits and credits relate to maintaining the accounting equation? (C)
 - d. What could happen if there wasn't consistency in accounting recording procedures? (P)
4.
 - a. How is a T-Account set up? (F)
 - b. What is the process for using T-Accounts? (F)
 - c. Why is it so important to have a matching debit for each credit? (C)
5.
 - a. What is the set up of a journal? (F)
 - b. Is there one superior way to set up a journal? (P)
 - c. What qualities does an effective journal have? (C)
 - d. Are there consequences for failing to use a journal to organize financial activities? (P)

6.
 - a. What are the steps for journalizing a transaction? (F)
 - b. What are some key features that one should look for when analyzing a transaction? (F)
 - c. How does one differentiate whether an accounts receivable or accounts payable has been impacted? (C)
 - d. What are some examples of a source document? (F)
 - e. How are source documents used when recording an entry? (F)
 - f. What are components of a useful source document key? (F)
 - g. Why is it important to have a source document key? (C)

Standard(s)

Connecticut Core Standards / Content Standards

CT: CTE: Business and Finance Technology (2014)

Grades 9-12

Accounting (2014)

Content Standard 2 - Accounting Principles

Mastery of fundamental accounting principles, skills and competencies is essential to making informed business decisions.

Strand 1-Assets: Identify and describe generally accepted accounting principles currently (GAAP/IFRS) and explain how the application of these principles impacts the recording of financial transactions and the preparation of financial statements.

Beginning: Describe and explain the conceptual framework of accounting principles and assumptions.

Beginning: *Define assets, liabilities, equity, revenue, expenses, gains and losses.

Strand 2-Liabilities

Beginning: *Apply transactions for accounts payable and other short-term debt.

Intermediate: *Record transactions for accounts payable and other short-term debt.

Strand 3-Equity

Beginning: *Describe and record equity-related transactions.

Intermediate: Record and analyze equity-related transactions.

Strand 4-Revenue

Beginning: *Describe and record revenue-related transactions.

Strand 5-Expenses

Beginning: *Describe and record expense-related transactions.

Content Standard 3 - Accounting Process

The accounting process is an integral aspect of all business activities.

Complete the steps of the accounting cycle in order to prepare the financial statements.

Beginning: Explain the purpose of journals and ledgers and their relationship.

Beginning: *Analyze and describe how basic business transactions impact the accounting equation.

Accounting

B. Accounting Principles: Identify and describe generally accepted accounting principles (GAAP/IFRS) and explain how the application of these principles impacts the recording of financial transactions and the preparation of financial statements.

5. Record transactions affecting accounts receivable, including uncollectible accounts, write-offs, and recoveries.

C. Accounting Process: Complete the various steps of the accounting cycle in order to prepare financial

statements.

15. Analyze and describe how basic business transactions impact the accounting equation.

Objective(s)

Bloom/ Anderson Taxonomy / DOK Language

Students will be able to identify which accounts are assets, liabilities or owner's equity by quickly naming the category when looking at the account.

Students will be able to define what each account means by explaining its purpose for the business.

Students will be able to distinguish between a revenues and expenses and understand how each impacts equity.

Students will be able to properly record revenue and expense entries.

Students will be able to assess which accounts are impacted by a business transaction by naming the specific account involved in the transaction.

Students will be able to determine whether a transaction impacts accounts receivables or accounts payables and record the transactions in the appropriate journal entries.

Students will be able to determine whether a debit will increase or decrease a given account based on the type of account.

Students will be able to create a journal and organize all information, including information from a source document to create a journal entry.

Students will be able to check that there is a matching debit and credit value in each transaction in order to follow the double entry accounting method and maintain balance in the accounting equation.

Critical Content & Skills

*What students must **KNOW and be able to DO***

Identify which accounts fall under an asset, liability, and owner's equity account

Define what each account means to a business

Determine how the revenue and expense relate to the owner's equity

Understand what a debit/credit does for each account

Read a business transaction and depict the accounts impacted as well as whether the account increased/decreased in value

Use a T-Account to organize a transaction between two accounts with a debit and matching credit

Create a journal using an example

Use a source document portraying a business transaction to make an entry

Organize all information from a transaction to make a journal entry

Core Learning Activities

- Group Match Discovery *Concepts Practiced: Account, Asset, Liability, Owner's Equity, Revenue and Expense*
- Kahoot Review of Account (<https://create.kahoot.it/details/assets-liabilities-and-net-worth/846bb808-905d-44ac-a446-c069370a328f>)
- Flashcard Game *Concepts Practiced: Account, Asset, Liability, Owner's Equity, Revenue and Expense*
- Workbook Problems: 1-2 and 1-3 Work Together, 1-3 Application, 1-4 Mastery, 2-1 and 2-2 Work Together, 2-3 On your Own, 3-1, 3-2, 3-3, and 3-4 Work Together, 3-1, 3-2, 3-3, and 3-4 On your Own, 3-1, 3-2, and 3-3 *Concepts Practiced: Account, Asset, Liability, Owner's Equity, Revenue, Expense, Equity, Transaction, Debit, Credit, Accounting Equation, T-Accounts, Double Entry, Journal, Journalizing Steps, Transaction Analysis, Entry, Source Document*
- Chapter 1&2 Check-in *Concepts Practiced: Account, Asset, Liability, Owner's Equity, Revenue, Expense, Equity, Transaction, Debit, Credit, T-Accounts, Double Entry*
- Chapter 1&2 Check-in #2 *Concepts Practiced: Account, Asset, Liability, Owner's Equity, Revenue, Expense, Equity, Transaction, Debit, Credit, T-Accounts, Double Entry*
- Kahoot Transaction Analysis (<https://create.kahoot.it/details/accounting-transactions/74d44b49-eb4f-45f4-956c-a3763a1cb878>)
- T-Account Game *Concepts Practiced: Account, Asset, Liability, Owner's Equity, Revenue, Expense, Equity, Transaction, Debit, Credit, T-Accounts, Double Entry*
- Debit/Credit Kahoot

<https://create.kahoot.it/details/accounting-debit-vs-credit/bfc4ab1b-edc6-49d0-985b-af7e199d8fdd>

- Bingo Review for Chapters 1-3 Test *Concepts Practiced: Account, Asset, Liability, Owner's Equity, Revenue, Expense, Equity, Transaction, Debit, Credit, Accounting Equation, T-Accounts, Double Entry, Journal, Journalizing Steps, Transaction Analysis, Entry, Source Document*
- Hotel Project *Concepts Practiced: Account, Asset, Liability, Owner's Equity, Revenue, Expense, Equity, Transaction, Debit, Credit, Accounting Equation, T-Accounts, Double Entry, Journal, Journalizing Steps, Transaction Analysis, Entry, Source Document*
- Pepper Food Delivery Intro to Excel/Spreadsheets *Concepts Practiced: Double Entry, Journal, Journalizing Steps, Transaction Analysis, Entry, Source Document*



[Chpt. 1-3 Accounting Bingo Review](#)



[T-Account Game Chapter 2](#)



[Current Hotel Project](#)



[2-1/2-2 Work Together .pdf](#)



[Chapter 1&2 Check-in](#)



[Chapter 1&2 Check-in #2](#)



[Intro to Excel and Transactions Project.docx](#)



[Pepper Food Delivery](#)

Assessments

Quiz Grade #1- Hotel Project

Summative: Group Project

Students will create a hotel and add to their developed hotel within the semester with multiple graded check points. The project is designed to provide them with a realistic example of financial accounting. This is a rubric that highlights all introductions the students needed to make regarding their hotel as well as accounts their hotel will use, T-Accounts, a self-created journal and analysis of beginning transactions.



[Quiz Grade #1 Updated Hotel](#)

Chapters 1-3 Accounting Test

Summative: Standardized Test

Students will fill in the blanks as to which category the specific account belongs to, answer multiple choice questions about the conceptual framework of accounting principles and assumptions, and complete a true/false section that assesses more of the accounting principles in a different format. This is a test that combines everything covered in the text chapters 1-3. In addition

Resources

Professional & Student

Tavano, Joy, editor. *Games Accounting Teachers Play*. B.E. Publishing, 2006.

Gilbertson, Claudia Bienias., et al. *South-Western Century 21 Accounting*. 8th ed., Thomson/South-Western, 2006.

Gilberston, Claudia, et al. *Teacher's Edition Working Papers Chapters 1-16*. 8th ed., Thomson South-Western, 2006.

Gilberston, Claudia, et al. *Student Edition Working Papers Chapters 1-16*. 8th ed., Thomson South-Western, 2006.

Gilberston, Claudia B, et al. *Teacher's Edition Chapter and Part Tests*. Thomson South-Western, 2006.

Kahoot.com

Quizlet.com



[TheAccountingEquationCheatSheet \(1\).docx](#)



[Accounting 1 Chpts 1-3](#)

to the format attached students are given two problems from the text's assessment booklet.



Accounting Test One

Debit/Credit Analysis

Formative: Self Assessment

Students will answer what an increase/decrease will do in the different accounts as well as read through transactions and determine which accounts are debited and credited.



DebitCreditAnalysis.docx

Interpreting a Transaction

Formative: Self Assessment

Students will read through various business transactions and determine which accounts are impacted and whether they are increasing or decreasing in value.



Interpreting a Transaction

3-4 Application

Formative: Self Assessment

Students will record entries into a journal based off of business transactions and source documents provided to them from the textbook.



3-1,3-2,3-3, 3-4 Application Problem .pdf

Student Learning Expectation & 21st Century Skills

Information Literacy

Critical Thinking

Spoken Communication

Written Performance

- Information Literacy
- Critical Thinking
- Written Performance

Interdisciplinary Connections

Mathematics

Technology

Business



Atlas Version 9.6.1

© 2021 Faria Education Group Ltd. All rights reserved. Privacy Policy



Unit Planner: Ledgers, Cash Control Systems, and Worksheets Accounting 1

Newtown High School > 2020-2021 > Grade 9 > Mathematics >
Accounting 1 > Week 5 - Week 8

Last Updated: Saturday, February 13, 2021 by
Crooke Chelsea

Ledgers, Cash Control Systems, and Worksheets

Burgess, Brendan; Chelsea, Crooke; Holst-Grubbe, Erik; Swann, Jolene

- [Unit Planner](#)
- [Lesson Planner](#)

Concept-Based Unit Development Graphic Organizer (Download)

Unit Web Template (Optional)

Concepts / Conceptual Lens

Please attach your completed Unit Web Template here

Conceptual Lens: Balance

Concepts: Chart of Accounts, General Ledger, Checks, Bank Accounts, Outstanding Checks, Deposit, Withdrawal, Endorsement, Petty Cash, Bank Statement, Bank Reconciliation, Worksheet, Balance Sheet, Income Statement, Adjustments, Net Income, Net Loss

Generalizations / Enduring Understandings

1. Businesses chart all accounts used.
2. Bank accounts allow the business to deposit money into them using endorsements and provide a bank statement for its owners so they can perform a bank reconciliation.
3. Withdrawals are necessary to facilitate the day-to-day operations of a business and can consist of writing checks, outstanding checks, establishing a petty cash fund, and paying necessary bills.
4. Businesses use the general ledger to assemble a worksheet to organize accounts to prepare adjustments, and create Income Statements and Balance Sheets.
5. Careful recording procedure facilitates identifying net income/net loss.

Guiding Questions

Please identify the type of question: (F) Factual, (C) Conceptual, (P) Provocative [Debatable]

1.
 - a. What are the steps in creating the Chart of Accounts? (F)
 - b. Why is it important to have an index of the accounts the business uses? (C)
 - c. How does the Chart of Accounts facilitate the creation of the general ledger and worksheet? (C)
2.
 - a. What does an endorsement mean? (F)
 - b. What are the different types of endorsements? (F)
 - c. Are there important considerations a business might have when choosing a bank account? (P)
 - d. What are the steps to completing a bank reconciliation? (F)
 - e. Why is it important to review a bank statement? (C)
3.
 - a. How are checks helpful or detrimental to a business? (C)
 - b. What are the steps to filling out a check? (F)
 - c. What are the steps for recording a check? (F)
 - d. Why is it important to record a check? (C)
 - e. Why is an outstanding check important to consider? (C)
 - f. For a small business, what is a petty cash fund used for? (F)
 - g. What does a withdrawal do to a business' cash fund? (F)
 - h. How can a petty cash fund help the business with its day to day operations? (C)
4.
 - a. How do you post each entry from the general journal to the general ledger? (F)

- b. How does a general ledger help a business? (C)
- c. How can errors in the ledger impact the business? (P)
- d. What is the process for completing a worksheet? (F)
- e. What do the adjustments consist of and why are they important to compute prior to creating the Income Statement and Balance Sheet? (C)
- f. How does the setup of a worksheet facilitate the next accounting step to make the Income Statement and Balance Sheet? (C)
- g. Could a different worksheet setup lead to creating the same accurate Income Statement and Balance Sheet? (P)
- 5.
 - a. What does it mean when a business has either net income or net loss? (F)
 - b. How does the worksheet lead a business to determine whether it has incurred net income or net loss? (C)
 - c. Does net income/net loss always impact a business in the same way? (P)

Standard(s)

Connecticut Core Standards / Content Standards

CT: CTE: Business and Finance Technology (2014)

Grades 9-12

Accounting (2014)

Content Standard 2 - Accounting Principles

Mastery of fundamental accounting principles, skills and competencies is essential to making informed business decisions.

Strand 1-Assets: Identify and describe generally accepted accounting principles currently (GAAP/IFRS) and explain how the application of these principles impacts the recording of financial transactions and the preparation of financial statements.

Beginning: Describe and explain the conceptual framework of accounting principles and assumptions.

Beginning: *Describe methods for controlling and safeguarding cash.

Content Standard 3 - Accounting Process

The accounting process is an integral aspect of all business activities.

Complete the steps of the accounting cycle in order to prepare the financial statements.

Beginning: Explain the purpose of journals and ledgers and their relationship.

Beginning: Apply the double-entry system of accounting to record basic transactions and prepare a trial balance.

Beginning: *Explain the need for adjusting entries and record basic adjusting entries.

Content Standard 4 - Financial Reports

Use financial statements to make informed business decisions.

Develop an understanding and working knowledge of financial statements.

Beginning: *Describe the information provided in each financial statement and how the statements relate.

Accounting

C. Accounting Process: Complete the various steps of the accounting cycle in order to prepare financial statements.

16. Explain the need for adjusting entries and record basic adjusting entries.

Objective(s)

Bloom/ Anderson Taxonomy / DOK Language

Students will be able to assemble a chart of accounts for a business by utilizing the rules for chart of account setup and listing all accounts in the order they should appear.

Students will be able to post entries from the general journal to the general ledger by using a step by step process. Students will be able to record adjustments to certain accounts by generating a current and accurate value of the account.

Students will be able to complete all steps to creating a worksheet by completing the column for the trial balance, the adjustments column, and the Income Statement and Balance Sheet column.

Students will be able to determine which accounts appear on the Income Statement and which accounts appear on the Balance Sheet by their order on the worksheet and the common features they share.

Students will be able to understand the importance of a bank account for a business by highlighting some key features bank accounts have.

Students will be able to perform a bank reconciliation by comparing their records to the records of the bank.

Critical Content & Skills

*What students must **KNOW and be able to DO***

Assemble a chart of accounts in appropriate account ordering

Post entries from the general journal to the general ledger so that accurate values for accounts appear in each ledger

Fill out a check and create a record of the business's use of the check

Complete various endorsements depending on the business's needs

Read and obtain information from a bank statement about the business's bank account

Prepare a reconciliation of the business's bank account and individual records, taking into account outstanding checks and bank fees

Establish a petty cash fund and record it


Follow all steps to assembling a worksheet

Determine based on the values in the worksheet if the business has income or a loss for the reporting period

Core Learning Activities

- Workbook Problems: 4-1, 4-2 Work Together, 4-2 On your Own, 4-2 Application Problem on Google Sheets, 4-4 Mastery Problem on Google Sheets, 5-1 Application Problem, 5-2, 5-4 Work Together, 5-2, 5-4 On your Own, 5-2 Application Problem, 6-2, 6-4 Work Together, 6-2,6-3 On your Own, 6-1-6-4 Application Problem
Concepts Practiced: Chart of Accounts, General Ledger, Checks, Bank Accounts, Outstanding Checks, Deposit, Withdrawal, Endorsement, Petty Cash, Bank Statement, Bank Reconciliation, Worksheet, Balance Sheet, Income Statement, Adjustments, Net Income, Net Loss
- Kahoot Bank Reconciliation
(<https://create.kahoot.it/details/accounting-one-check-reconciliation/dbc429da-53c8-4ac6-b5fb-18d80709d6b9>) *Concepts Practiced: Checks, Bank Accounts, Outstanding Checks, Deposit, Withdrawal, Endorsement, Petty Cash, Bank Statement, Bank Reconciliation*
- Kahoot Review
(<https://create.kahoot.it/details/accounting-chapters-4-6-test-review/ebef4fd7-9f4c-4dfb-86d7-56b4901560c9>) *Concepts Practiced: Chart of Accounts, General Ledger, Checks, Bank Accounts, Outstanding Checks, Deposit, Withdrawal, Endorsement, Petty Cash, Bank Statement, Bank Reconciliation, Worksheet, Balance Sheet, Income Statement, Adjustments, Net Income, Net Loss*
- Jeopardy Review Game *Concepts Practiced: Chart of Accounts, General Ledger, Checks, Bank Accounts, Outstanding Checks, Deposit, Withdrawal, Endorsement, Petty Cash, Bank Statement, Bank Reconciliation, Worksheet, Balance Sheet, Income Statement, Adjustments, Net Income, Net Loss*
- Additional Worksheet Practice *Concepts Practiced: Worksheet, Balance Sheet, Income Statement, Adjustments, Net Income, Net Loss*
- The Profit Analysis *Concepts Practiced: Net*

 [Jeopardy Chapter 4-6 Test Review](#)

 [Tim's Landscaping](#)

 [The Profit](#)

Assessments

Check-in Chapters 4&5

Formative: Self Assessment

Students will answer multiple choice, open ended, and complete a true/false section and correct false statements which ask key questions about posting to a ledger and bank accounts/bank reconciliation addressed in chapters 4 and 5.



[Check-in Chapters 4 & 5](#)

Chapter 4-6 Check-in

Summative: Self Assessment

Students will answer multiple choice, true/false, and check all that apply answers about the key features in ledgers, bank accounts, and worksheets.



[Chapter 4-6 Check-in](#)

Accounting Chapter 4-6 Test

Summative: Standardized Test

Students will answer true/false, multiple choice and complete a bank reconciliation as well as a worksheet for a business. The bank reconciliation and worksheet problems may be chosen from the textbook's assessment booklet.



[Accounting Chapter 4-6 Test](#)

Hotel Quiz Grade #2

Summative: Group Project

Students will continue to add to their already established hotel by creating a ledger and posting the entries from their general journal to their general ledger, continue to record business transactions, pick a bank account and explain why they chose the bank account they did, and assemble a worksheet.



[Quiz Grade #2 Hotel](#)

Additional Worksheet Practice

Formative: Self Assessment

Students will answer open ended questions about where information comes from in order to assemble a worksheet on Google Sheets or in Excel using the format provided to them in the book which will include adjustments and analysis of net income/net loss generated.



[Additional Worksheet Practice](#)

Resources

Professional & Student

Gilbertson, Claudia Bienias., et al. *South-Western Century 21 Accounting*. 8th ed., Thomson/South-Western, 2006.

Gilberston, Claudia, et al. *Teacher's Edition Working Papers Chapters 1-16*. 8th ed., Thomson South-Western, 2006.

Gilberston, Claudia, et al. *Student Edition Working Papers Chapters 1-16*. 8th ed., Thomson South-Western, 2006.

Gilberston, Claudia B, et al. *Teacher's Edition Chapter and Part Tests*. Thomson South-Western, 2006.

Kahoot.com



[Accounting Chpts 4-6](#)

Student Learning Expectation & 21st Century Skills

Interdisciplinary Connections
Mathematics

Information Literacy
Critical Thinking
Spoken Communication
Written Performance

- Information Literacy
- Critical Thinking
- Written Performance

Technology
Business



Atlas Version 9.6.1

© 2021 Faria Education Group Ltd. All rights reserved. Privacy Policy



Unit Planner: Financial Statements and Closing Accounts Accounting 1

Newtown High School > 2020-2021 > Grade 9 > Mathematics >
Accounting 1 > Week 9 - Week 12

Last Updated: Saturday, February 13, 2021
by Crooke Chelsea

Financial Statements and Closing Accounts

Burgess, Brendan; Chelsea, Crooke; Holst-Grubbe, Erik; Swann, Jolene

- [Unit Planner](#)
- [Lesson Planner](#)

Concept-Based Unit Development Graphic Organizer (Download)

Unit Web Template (Optional)

Concepts / Conceptual Lens

Please attach your completed Unit Web Template here

Conceptual Lens: Structure/Function

Concepts: Financial Statements, Income Statement, Revenues, Expenses, Net Income, Net Loss, Component Percentage, Balance Sheet, Assets, Liabilities, Owner's Equity, Capital, Permanent Accounts, Temporary Accounts, Adjusting Entries, Closing Entries, Income Summary Account, Post Closing Trial Balance, Accounting Cycle

Generalizations / Enduring Understandings

1. Financial statements display a business's revenues and expenses in an Income Statement and assets, liabilities, and equities in a Balance Sheet.
2. The component percentage on an Income Statement informs the business of how much of the revenue was represented as net income/net loss.
3. In order to accurately report, a business must record adjusting entries, close its temporary accounts using the Income Summary Account, and prepare its permanent accounts for a new reporting period.
4. The Post Closing Trial Balance is the last step in the accounting cycle.

Guiding Questions

Please identify the type of question: (F) Factual, (C) Conceptual, (P) Provocative [Debatable]

1.
 - a. What is the difference between the Income Statement and Balance Sheet? (F)
 - b. Why is it important for a business to have financial statements? (C)
 - c. Are there consequences of an incorrect or falsified financial statement? (P)
 - d. What are the steps to creating an Income Statement? (F)
 - e. What are the steps in determining if a business made net income or net loss? (F)
 - f. How is an Income Statement helpful for a business? (C)
 - g. Why is it best to list the revenue accounts before the expense accounts on the Income Statement? (C)
 - h. What are the steps to creating a Balance Sheet? (F)
 - i. How is the current capital value that appears on the Balance Sheet calculated? (F)
 - j. In what ways is a Balance Sheet helpful for a business? (C)
 - k. Why is it important that the assets equal the liabilities and owner's equity? (C)
 - l. Is one statement most important for a business? (P)
2.
 - a. How is a component percentage calculated? (F)
 - b. Is there a component percentage that is best? (P)
 - c. Why would businesses care about the component percentage? (C)
3.
 - a. What are temporary accounts? (F)
 - b. How are adjusting entries recorded? (F)
 - c. What are the steps to recording the closing entries? (F)

- d. What is the importance of the income summary account? (C)
 - e. Why would accounts need to be closed at the end of a reporting period? (C)
 - f. What are permanent accounts? (F)
- 4.
- b. How is a Post Closing Trial Balance set up ? (F)
 - c. What does a Post Closing Trial balance reveal? (F)
 - d. Are all steps in the accounting cycle necessary? (P)

Standard(s)

Connecticut Core Standards / Content Standards

CT: CTE: Business and Finance Technology (2014)

Grades 9-12

Accounting (2014)

Content Standard 2 - Accounting Principles

Mastery of fundamental accounting principles, skills and competencies is essential to making informed business decisions.

Strand 1-Assets: Identify and describe generally accepted accounting principles currently (GAAP/IFRS) and explain how the application of these principles impacts the recording of financial transactions and the preparation of financial statements.

Beginning: Describe and explain the conceptual framework of accounting principles and assumptions.

Beginning: *Define assets, liabilities, equity, revenue, expenses, gains and losses.

Strand 4-Revenue

Advanced: Distinguish between revenue and gains.

Strand 5-Expenses

Advanced: Distinguish between expenses and losses.

Content Standard 3 - Accounting Process

The accounting process is an integral aspect of all business activities.

Complete the steps of the accounting cycle in order to prepare the financial statements.

Beginning: *Explain the need for adjusting entries and record basic adjusting entries.

Beginning: *Complete the closing process.

Intermediate: Explain the need of the closing process and the recording of closing entries.

Advanced: Prepare the financial statements for the different types of business operations and ownership structures.

Content Standard 4 - Financial Reports

Use financial statements to make informed business decisions.

Develop an understanding and working knowledge of financial statements.

Beginning: Identify sources of information to prepare basic financial reports.

Beginning: *Describe the users and uses of financial information.

Intermediate: Identify sources of information to prepare complex financial reports.

Content Standard 5 - Financial Analysis

Financial Analysis is necessary to determine the fiscal position of a business.

Assess the financial condition and operating results of a company and analyze and interpret financial statements and information to make informed business decisions.

Beginning: *Calculate component percentages.

Accounting

C. Accounting Process: Complete the various steps of the accounting cycle in order to prepare financial statements.

17. Complete the closing process.

E. Financial Analysis: Access the financial condition and operating results of a company and analyze and interpret financial statements and information to make informed business decisions.

20. Calculate component percentages.

Objective(s)

Bloom/ Anderson Taxonomy / DOK Language

Students will be able to create an Income Statement using the revenue and expense accounts to then determine whether the business had a period of net income or net loss.

Students will be able to create a Balance Sheet using the asset, liabilities, and owner's equity accounts, which will display the correct capital calculation based on whether the business had net income or net loss.

Students will be able to describe the difference between revenues and net income and expenses and net loss.

Students will be able to organize the revenue and expense accounts on the Income Statement to arrive at whether the business has had a gain or loss.

Students will be able to understand the value financial statements have on a business by highlighting important information.

Students will be able to record the adjusting entries for the reporting period by accurately updating the balances in the accounts being adjusted.

Students will be able to record the closing entries for the reporting period by proceeding through steps to arrive at all temporary accounts closed and only permanent accounts with a balance remaining.

Students will be able to calculate the component percentage by listing their percentages in a column in the Income Statement.

Students will be able to assemble a Post Closing Trial Balance by using the updated ledger which will only show balances in permanent accounts.

Critical Content & Skills

*What students must **KNOW and be able to DO***

Understand the difference between the Income Statement and Balance Sheet

Create an Income Statement with revenue and expense accounts

Arrive at whether the business incurred net income or suffered a net loss

Calculate the component percentage from the Income Statement

Create a Balance Sheet with assets, liabilities, and owner's equity accounts

Calculate the business's current capital value considering the previous reporting terms capital, net loss/net income, and the owner's drawing for the reporting period

Present important features about both the Income Statement and Balance Sheet

Follow steps to complete adjusting and closing entries

Understand what the income summary account's function is

Create a Post Closing Trial Balance reflecting balance

Understand the importance and relevance each step in the accounting cycle has to maintain structure

Core Learning Activities

- Workbook Problems: 7-1,7-2 Work Together, 7-3 Mastery, 7-4 Challenge, 7-1, 7-2 Application, 8-1, 8-3 Work Together, 8-1 On your Own, 8-4 Mastery
Concepts Practiced: Financial Statements, Income Statement, Revenues, Expenses, Net Income, Net Loss, Component Percentage, Balance Sheet, Assets, Liabilities, Owner's Equity, Capital, Permanent Accounts, Temporary Accounts, Adjusting Entries, Closing Entries, Income Summary Account, Post Closing Trial Balance, Accounting Cycle
- Hotel Project
Concepts Practiced: Financial Statements, Income Statement, Revenues, Expenses, Net Income, Net Loss, Component Percentage, Balance Sheet, Assets, Liabilities, Owner's Equity, Capital, Permanent Accounts, Temporary Accounts, Adjusting Entries, Closing Entries, Income Summary Account, Post Closing Trial Balance, Accounting Cycle
- Yahoo Finance Activity
Concepts Practiced: Income Statement, Balance Sheet, Component Percentage
- Accounting Detective Activity
Concepts Practiced: Financial Statements, Income Statement, Revenues, Expenses, Net Income, Net Loss, Balance Sheet, Assets, Liabilities, Owner's Equity, Capital, Accounting Cycle
- X-Ball Chapters 7&8 Review
Concepts Practiced: Financial Statements, Income Statement, Revenues, Expenses, Net Income, Net Loss, Component Percentage, Balance Sheet, Assets, Liabilities, Owner's Equity, Capital,

Permanent Accounts, Temporary Accounts, Adjusting Entries, Closing Entries, Income Summary Account, Post Closing Trial Balance, Accounting Cycle

- Accounting Chapters 7&8 Kahoot Review (<https://create.kahoot.it/details/accounting-chapters-7-8-review/93865b60-19a9-438d-824f-ac60e8db6baf>)



[X-Ball Review Chapters 7&8](#)



[Accounting Detective Activity.pdf](#)



[Accounting Detective Teacher Guide.pdf](#)



[Accounting Yahoo Finance Assignment](#)

Assessments

Hotel Project Quiz Grade #3

Summative: Group Project

Students will continue adding business transactions to their hotel records, they will then prepare an Income Statement and Balance Sheet, compute the component percentages and relay what the information on these statements could mean for the business. To close out the hotel project for the semester students will assemble a presentation and present it to the class. This is the continuation and conclusion of the hotel project that was assigned over the course of the last two units.



[Hotel Presentation Project](#)



[Hotel Quiz Grade #3](#)

Chapters 7&8 Unit Test

Summative: Self Assessment

Students will answer true/false, multiple choice questions highlighting key takeaways from chapters 7 and 8, and complete an Income Statement and Balance Sheet as well as adjusting and closing entries from the accompanying assessment booklet that follows the textbook.



[Accounting Test Chapters 7-8](#)

7-1, 7-2 On your Own

Formative: Self Assessment

Students will complete an Income Statement and Balance Sheet based off of a worksheet provided to them in the textbook.



[7-2 On your Own.pdf](#)



[7-1 Work Together and On your Own.pdf](#)

8-1, 8-2 On your Own

Formative: Self Assessment

Students will record the adjusting and closing entries for a business for the reporting period.



[8-1, 8-2 On your Own.pdf](#)

Resources

Professional & Student

Gilbertson, Claudia Bienias., et al. *South-Western Century 21 Accounting*. 8th ed., Thomson/South-Western, 2006.

Gilberston, Claudia, et al. *Teacher's Edition Working Papers Chapters 1-16*. 8th ed., Thomson South-Western, 2006.

Gilberston, Claudia, et al. *Student Edition Working Papers Chapters 1-16*. 8th ed., Thomson South-Western, 2006.

Gilberston, Claudia B, et al. *Teacher's Edition Chapter and Part Tests*. Thomson South-Western, 2006.



[*Accounting Chapters 7-8](#)



[Example - Hotel Presentation](#)

8-3 Application

Formative: Self Assessment

Students will assemble a Post Closing Trial Balance using the information given to them in the textbook.



[8-3 Application Problem.pdf](#)

Student Learning Expectation & 21st Century Skills

Information Literacy

Critical Thinking

Spoken Communication

Written Performance

- Information Literacy
- Critical Thinking
- Spoken Communication
- Written Performance

Interdisciplinary Connections

Mathematics

Technology

Business



Atlas Version 9.6.1

© 2021 [Faria Education Group Ltd.](#) All rights reserved. [Privacy Policy](#)



Unit Planner: Exploring the Accounting Career Field

Accounting 1

Newtown High School > 2020-2021 > Grade 9 > Mathematics >
Accounting 1 > Week 13 - Week 15

Last Updated: Saturday, February 13, 2021
by Crooke Chelsea

Exploring the Accounting Career Field

Burgess, Brendan; Chelsea, Crooke; Holst-Grubbe, Erik; Swann, Jolene

- [Unit Planner](#)
- [Lesson Planner](#)

Concept-Based Unit Development Graphic Organizer (Download)

Unit Web Template (Optional)

Concepts / Conceptual Lens

Please attach your completed Unit Web Template here

Conceptual Lens: Society

Concepts: Certified Public Accountant (CPA), Securities and Exchange Commission (SEC), Financial Accounting Standards Board (FASB), Generally Accepted Accounting Principles (GAAP), Accounting Fraud

Generalizations / Enduring Understandings

1. Certified Public Accountants (CPA) require a specific education and certification.
2. Generally Accepted Accounting Principles (GAAP) are generated by the Financial Accounting Standards Board (FASB) and Securities and Exchange Commission (SEC) and are put in place to delegate accounting procedures.
3. Accounting fraud qualifies as a criminal act after an investigation.

Guiding Questions

Please identify the type of question: (F) Factual, (C) Conceptual, (P) Provocative [Debatable]

1.
 - a. What is a Certified Public Accountant (CPA)? (F)
 - b. What are some of the different career titles/paths are there within the accounting profession? (F)
 - c. How does being knowledgeable in accounting help in one's life outside of the profession? (C)
 - d. What are advantages and drawbacks to a career in accounting?(P)
2.
 - a. Who are the governing accounting standard boards in the U.S.? (F)
 - b. What are some examples of accounting standards? (F)
 - c. Why is it necessary to have uniformity in accounting procedures? (C)
 - d. Are financial statements important? (P)
3.
 - a. What do current accountants learn from historic frauds? (F)
 - b. What type of punishment follows when accounting fraud has taken place? (C)

Standard(s)

Connecticut Core Standards / Content Standards

CT: CTE: Business and Finance Technology (2014)

Grades 9-12

Accounting (2014)

Content Standard 1 - Accounting Profession

Accounting professionals must be able to understand, interpret and use accounting information to make financial decisions.

Explain the role that accountants play in business and society.

Beginning: *Describe career opportunities in the accounting profession.

Beginning: *Explain the need for a code of ethics in accounting and ethical responsibilities required of accountants.

Intermediate: Describe how current events impact the accounting profession.

Advanced: Describe the areas of specialization within the accounting profession and careers that require knowledge of accounting.

Accounting

A. Accounting Profession: Explain the role that accountants play in business and society.

1. Describe career opportunities in the accounting profession.
2. Explain the need for a code of ethics in accounting and ethical responsibilities required of accountants.

Objective(s)

Bloom/ Anderson Taxonomy / DOK Language

Students will be able to identify various accounting career professions by investigating them individually.

Students will be able to explain why accounting standards are necessary by looking into the GAAP and the standards boards.

Students will be able to examine accounting fraud that has occurred by reflecting upon it.

Critical Content & Skills

*What students must **KNOW and be able to DO***

Define an accountant and investigate different branches of accounting.

Understand the requirements to become a CPA.

Discover accounting standards and the governing standards' boards.

Understand the importance and significance in accounting standards.

Acknowledge accounting fraud does occur and is a legally tried crime.


Core Learning Activities


CPA Task Match *Concepts Practiced: Certified Public Accountant (CPA), Securities and Exchange Commission (SEC), Financial Accounting Standards Board (FASB), Generally Accepted Accounting Principles (GAAP)*


Accounting Career Pathways *Concepts Practiced: Certified Public Accountant (CPA)*


All the Queen's Horses Documentary *Concepts Practiced: Certified Public Accountant (CPA), Accounting Fraud*

The Wicked World of White Collar Crime *Concepts Practiced: Accounting Fraud*

 [All the Queen's Horses Documentary](#)

 [CPA-Task-Match \(2\).pdf](#)

 [Accounting Career Pathways .pdf](#)


 [The Wicked World of White-Collar Crime.docx](#)

Assessments

The Accounting Career Field Webquest

Formative: Self Assessment


Students will investigate what it means to be a CPA, look into specific tasks different types of accountants do, look into the salary and benefits accountants receive, and read and reflect on a current accounting event.

 [The Accounting Career Field Webquest](#)

Importance of GAAP

Formative: Self Assessment

Students will visit a site and read about the GAAP to answer open ended, fill in the blank, and true/false questions.

 [Importance of GAAP](#)

Monopoly Final Exam

Summative: Self Assessment

Students will play Monopoly in class and function as a business, journalizing transactions, posting in a ledger, creating a worksheet, completing an Income Statement

Resources

Professional & Student

Accountant Job Opening - Indeed.com

Investopedia.com

Exploring Accounting Careers and the Educational Requirements - <https://discoveraccounting.org/>

CPA Stories -

<https://www.startheregoplaces.com/students/why-accounting/real-life-cpas/#all>

Virtual Field Trip, Meet Real CPA's -


<https://www.startheregoplaces.com/students/games-tools/virtual-field-trips/previous-destinations/>


Corporate Accounting Scandals -


<https://www.accounting-degree.org/scandals/>


[Accounting Careers](#)

and Balance Sheet and finally adjusting and closing out accounts to prepare the Post Closing Trial Balance. This is the final exam and requires students to complete an entire accounting reporting cycle on their own. This spans over several class periods as well as the final exam time slot.

 [Monopoly Final Exam Project](#)

 [Template for Chart of Accounts](#)

 [0392_001.pdf](#)

 [Extra Monopoly Transactions for Students Missing 18 or Absent](#)

Student Learning Expectation & 21st Century Skills

[Information Literacy](#)

[Critical Thinking](#)

[Spoken Communication](#)

[Written Performance](#)

- Information Literacy
- Critical Thinking
- Written Performance

Interdisciplinary Connections

Social Studies/Government

Business

Technology



Atlas Version 9.6.1

© 2021 [Faria Education Group Ltd.](#) All rights reserved. [Privacy Policy](#)

